

Service Campaign Bulletin



Mercedes-Benz

Campaign No. 2020120010 January, 2021

TO: ALL MERCEDES-BENZ CENTERS

SUBJECT: **Model 907 Model Year 2020**
Replace Transfer case

MBAG, the manufacturer of Mercedes-Benz Sprinter Vans, has determined that the has determined centering of the transmission plate may not have been carried out correctly during the assembly of the transfer case in certain vehicles with all-wheel drive. This would become noticeable through noises in the vehicle interior and result in the gearshift system for the reduction not functioning correctly.

Prior to performing this Service Campaign:

- Please check VMI to determine if the vehicle is involved in the Campaign and if it has been previously repaired.
- Please review the entire Service Campaign bulletin and follow the repair procedure exactly as described.

Approximately **12** vehicles are affected.

Order No. V-SC-2020120010

This bulletin has been created and maintained in accordance with MBUSA-SLP S423QH001, Document and Data Control, and MBUSA-SLP S424HH001, Control of Quality Records.

Service Campaign Bulletin

Service Campaign Bulletin

Service Campaign Bulletin

Service Campaign Bulletin


Service Campaign Bulletin

Model 907
with code AR2 (Axle ratio i = 3,923)
with code ZG3 (Engageable all-wheel drive with gear reduction)

Model 907
with code AR3 (Axle ratio i = 4,182)
with code ZG3 (Engageable all-wheel drive with gear reduction)

Operation no. of the operation texts or standard texts and flat rates

Category	Op. no.	Operation text	Time	Acc. no.	Code
L	02 1095	Operations: Replace transfer case	2.0hrs	28 900 67	VS3PASSB OL
L	02 3282	Operations: Remove underfloor paneling (when working on veh.)	0.2hrs	28 900 67	VS3PASSB OL



1 Transfer case
 2 Vent line






3 Electrical connector

6 Electrical connector

D28.10-A000-09

! Danger	Risk of death caused by vehicle slipping or toppling off of the lifting platform.	Align vehicle between vehicle lift columns and position the four support plates at the vehicle lift support points specified by the vehicle manufacturer.	AS00.00-Z-0010-01A
-----------------	--	---	--------------------

◀	Check		
1	Check if vehicle is affected by measure.	Affected vehicles: Replace transfer case (code: VS3PASSBOL, acc. no.: 28 900 67) Model 907.### #P from 283008 to 292195 i For authorized Mercedes-Benz service partners, only the entry in the Extended VEGA Application (EVA) system, in the "Current" tab, is decisive. An additional test of the affected vehicles in the workshop information system (WIS) or vehicle list is thereby not necessary.	SM28.10-D-0008-01AAA
	Replace transfer case (1)		
2 Topical note AR	Raise vehicle. Special instructions for lifting and supporting vehicle		AH00.60-N-0100-01TS AR00.60-D-1000-04TS
3 AR	Remove underbody paneling.	Model 907 with code XM1 (Noise abatement measures)	AR61.30-D-1001TS
4 AR	Remove propeller shaft from front axle differential.		AR41.10-D-0070TSX
5 AR	Detach propeller shaft from transfer case (1).	i Removal: To do so, counterhold propeller shaft, remove screws and detach propeller shaft from output flange of transfer case (1). i Aid of helper required. Nm Screw, propeller shaft to output flange of transmission/ transfer case	AR41.10-D-0050TS BA41.10-N-1001-01TS
6	Disconnect electrical connectors (3, 6).		
7	Pull bleed line (2) out of crossmember (arrow).	i Do not kink bleed line (2).	
8 WS WS	Support transfer case (1) using major assembly support and mounting plate and secure with tensioning strap. 000 588 11 62 00 Major assembly mount 000 588 10 62 00 Support plate		WS01.00-P-0092B WS26.00-P-3309B

9	Remove transfer case (1).	<p>i Installation: Grease drive shaft gearing.</p> <p>i To do so, remove screws of transfer case (1) from connecting flange to transmission.</p> <p>Nm Screw, transfer case to connecting flange Anticorrosion grease 40 g / DB supply specification 6834.00</p>	<p>BA28.10-N-1002-01TSR</p> <p>BR00.45-Z-1006-06A</p>
10	Install in the reverse sequence.		
	Check		
11  AR  BB	Check oil level in transfer case (1). Automatic transmission fluids (ATF) (specification 236.12)	<p>Nm Drain screw to transmission housing</p> <p>Nm Filling screw to transmission housing</p> <p>If oil level is not OK: ↓ Correct oil level.</p>	<p>AR28.10-D-1000-26TSX</p> <p>BB00.40-P-0236-12A</p> <p>BA28.40-N-1001-01E</p> <p>BA28.40-N-1002-01E</p>
	Install		
12  AR	Install underbody paneling.	Model 907 with code XM1 (Noise abatement measures)	AR61.30-D-1001TS
13	Lower vehicle.		

Nm Complete transfer case

Number	Designation		Model 907 with code ZG1 (Engageable all-wheel drive) Model 907 with code ZG3 (Engageable all-wheel drive with gear reduction)
BA28.10-N-1002-01TSR	Screw, transfer case to connecting flange	Nm	28

Nm Transfer case housing

Number	Designation		Model 907 with code ZG1 (Engageable all-wheel drive) or with code ZG3 (Engageable all-wheel drive with gear reduction)
BA28.40-N-1001-01E	Drain screw to transmission housing	Nm	40

Nm Transfer case housing

Number	Designation		Model 907 with code ZG1 (Engageable all-wheel drive) or with code ZG3 (Engageable all-wheel drive with gear reduction)
BA28.40-N-1002-01E	Filling screw to transmission housing	Nm	40

Nm Propeller shaft

Number	Designation		Model 907 except code G42		
BA41.10-N-1001-01TS	Screw, propeller shaft to output flange of transmission/transfer case	M10x1	Stage 1	Nm	40
			Stage 2	┘°	60
		M12x1.5	Stage 1	Nm	40
			Stage 2	┘°	60

Repair materials

Number	Designation	Order number
BR00.45-Z-1006-06A	Anticorrosion grease 40 g / DB supply specification 6834.00	A 001 989 37 51 10

Parts ordering note

Part no.	Designation	Quantity
A 907 280 05 00	Transfer case (with code AR2 (Final drive ratio $i = 3.923$))	n. B.
A 907 280 06 00	Transfer case (with code AR3 (Final drive ratio $i = 4.182$))	n. B.