



Technical Service Bulletin

17 Oil minimum warning, the oil level is found low with the dipstick

17 21 14 2059366/7 March 19, 2021. Supersedes Technical Service Bulletin Group 17 number 21-13 dated March 15, 2021 for reasons listed below.

Model(s)	Year	VIN Range	Vehicle-Specific Equipment
A8, S8	2019 - 2022	All	4.0T
RS 6, RS 7, SQ7, SQ8, and RS Q8	2020 - 2022	All	4.0T

Condition

REVISION HISTORY		
Revision	Date	Purpose
7	-	Revised header (Updated models)
6	03/15/2021	Revised <i>Service</i> (Updated Steps 1, 4, and 5) Revised <i>Warranty</i> (Removed Labor Operation)
5	08/03/2020	Revised header (Added MY20 A8, S8, SQ7, SQ8, and MY20/21 RSQ8) Revised <i>Service</i> (Updated Step 2 and 4) Revised <i>Warranty</i> (Added Labor Operation)

Customer states:

- The message “Oil minimum warning, add two quarts of oil” appears in the instrument cluster.

Workshop findings:

- When measured with the special tool T40178B, the oil level is found to be below the minimum level.
- The oil level is not above the maximum level (when measured with the special tool T40178B).
- There are no DTCs related to the oil level stored in the ECM memory.

Technical Background

Not applicable.



Technical Service Bulletin

Production Solution

Not applicable.

Service

- 1 Check for leaks.
.
- 2 Use special tool T40178 to verify that the oil level is below the minimum level (please provide/record the oil level in the claim description section):
 - Adjust the tool according to Elsa (Figure 1).
 - The oil level needs to be below “0” (minimum).

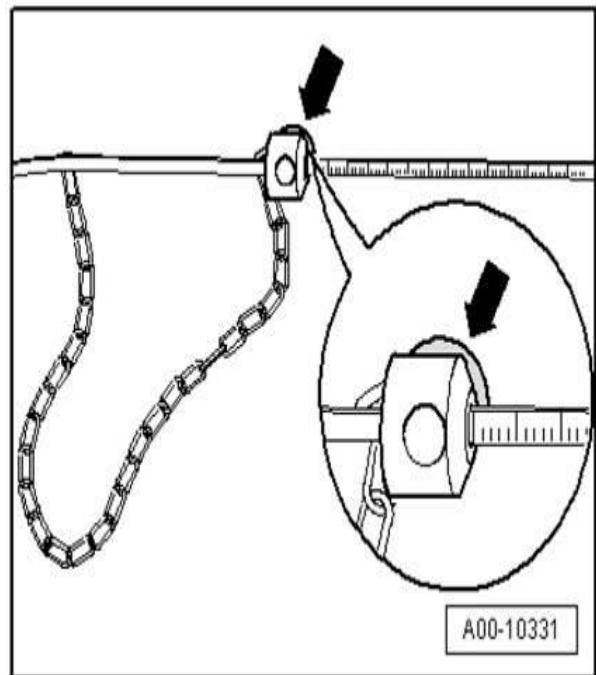



Figure 1. Adjusting the tool.

- 3 Using ODIS, record the measured values shown in Figure 2. Save the log and upload it to GFF Paperless.
.



Note:

For all warranty repairs, the complete list of measured values as shown in Figure 2 needs to be uploaded to GFF paperless for warranty claim payment. Failure to do so will result in non-payment of the claim.



Technical Service Bulletin

MVB ID	MVB description	MVB ID	MVB description	MVB ID	MVB description
1	IDE00151 Engine oil level	11	IDE10065 Engine_oil_level_history_2	21	IDE10582 Engine_oil_level_test_procedure_3
2	IDE00196 Engine oil temperature	12	IDE10066 Engine_oil_level_history_3	22	IDE10732 Engine_oil_level_volume_factor
3	IDE02756 Number_Of_Engine_Start_Manuell	13	IDE10067 Engine_oil_level_history_4	23	IDE11267 Oil_level_measurement_maximum_value_percent
4	IDE02757 Number_Of_Engine_Start_Automatic	14	IDE10068 Engine_oil_level_history_5	24	IDE11268 Oil_level_measurement_minimum_value_percent
5	IDE04820 Fuel_percentage_by_vaporisation_from_engine_oil	15	IDE10069 Engine_oil_level_history_6	25	IDE11302 Engine_oil_level_test_procedure_1_qualification
6	IDE06570 Oil_level_and_oil_temperature_sensor_sump_temperature	16	IDE10070 Engine_oil_level_history_7	26	IDE11303 Engine_oil_level_test_procedure_3_qualification
7	IDE09529 Fuel_mass_flow_degassing_from_engine_oil	17	IDE10071 Engine_oil_level_history_8	27	IDE12748 Oil_level_measurement_refill_quantity
8	IDE09531 Fuel_mass_in_engine_oil	18	IDE10072 Engine_oil_level_history_9	28	IDE14152 Oil_level_measurement_compensated_maximum_value
9	IDE10063 Engine_oil_level_actual_value	19	IDE10580 Engine_oil_level_test_procedure_1	29	IDE14153 Oil_level_measurement_compensated_minimum_value
10	IDE10064 Engine_oil_level_history_1	20	IDE10581 Engine_oil_level_test_procedure_2		

Figure 2. Measured values to record in GFF using ODIS.

- 4 Please start the engine oil consumption test part 1 according to ODIS and take a picture of the long term odometer reading (average speed, distance travelled, time travelled, average fuel consumption). This will give input on the driving style. Tell the customer not to reset the long term odometer reading. It will be read again for part 2. Upload the picture to DOC-IT referencing the VIN of the vehicle.

If the vehicle comes back for the oil consumption test part 2, please repeat step 2 and step 3. Then take another picture of the long-term odometer reading and upload to DOC-IT (Figure 3).

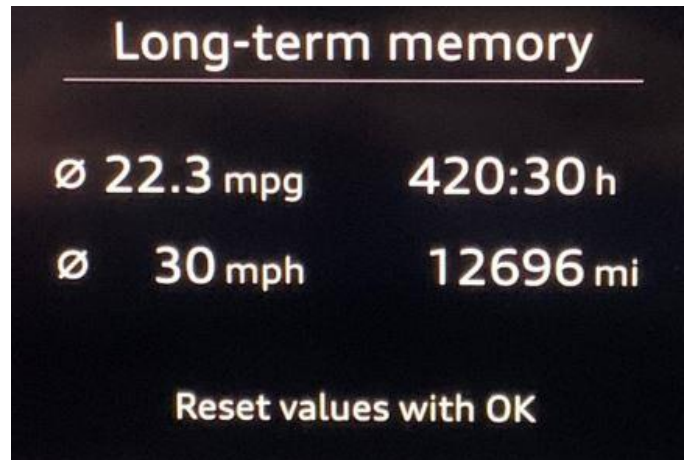


Figure 3. Long-term odometer reading.

- 5
 - If the oil consumption is above the acceptable limit, please contact Audi TAC.
 - If the oil consumption is below the acceptable limit, the vehicle can be released. Direct the customer to the owner's manual explanation for the allowable oil consumption limit for the vehicle under the "checking and filling" section.

Warranty

Claim Type:	<ul style="list-style-type: none"> • 110 up to 48 Months/50,000 Miles. • G10 for CPO Covered Vehicles – Verify Owner. • If the vehicle is outside any warranty, this Technical Service Bulletin is informational only.
Service Number:	1716
Damage Code:	0010



Technical Service Bulletin

Labor Operations:	Dipstick check	1716 0199	60 TU
Diagnostic Time:	GFF	0150 0000	Time stated on the diagnostic protocol (Max 30 TU)
	Road test prior to service procedure	No allowance	0 TU
	Road test after service procedure	0121 0004	10 TU
Claim Comment:	As per TSB #2059366/7		

All warranty claims submitted for payment must be in accordance with the *Audi Warranty Policies and Procedures Manual*. Claims are subject to review or audit by Audi Warranty.

Required Parts and Tools

Tool number	Tool Description
T40178B	Oil level measuring tool

Additional Information

All parts and service references provided in this TSB (2059366) are subject to change and/or removal. Always check with your Parts Department and/or ETKA for the latest information and parts bulletins. Please check the Repair Manual for fasteners, bolts, nuts, and screws that require replacement during the repair.

©2021 Audi of America, Inc. All rights reserved. Information contained in this document is based on the latest information available at the time of printing and is subject to the copyright and other intellectual property rights of Audi of America, Inc., its affiliated companies and its licensors. All rights are reserved to make changes at any time without notice. No part of this document may be reproduced, stored in a retrieval system, or transmitted in any form or by any means, electronic, mechanical, photocopying, recording, or otherwise, nor may these materials be modified or reposted to other sites, without the prior expressed written permission of the publisher.