



April 16, 2021

To: All Mitsubishi Service and Parts Managers

Subject: 2022 Outlander Hood Flutter Adjustment Special Customer Satisfaction Campaign


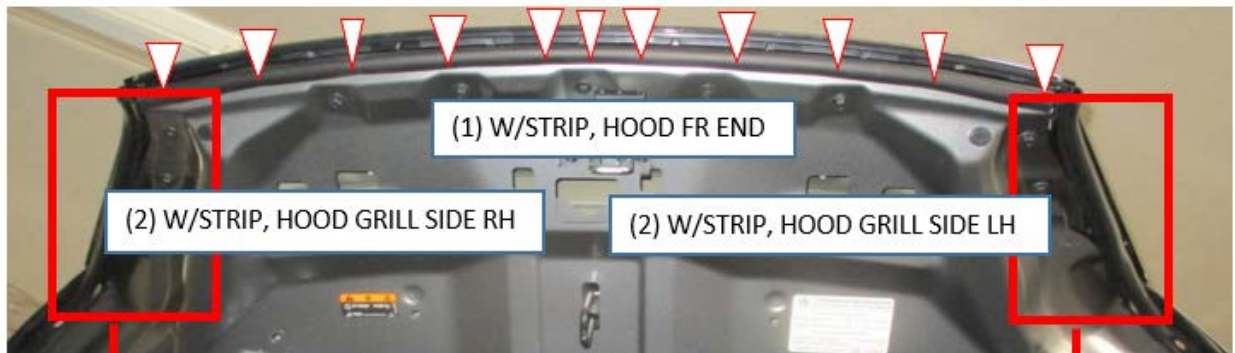
Purpose:

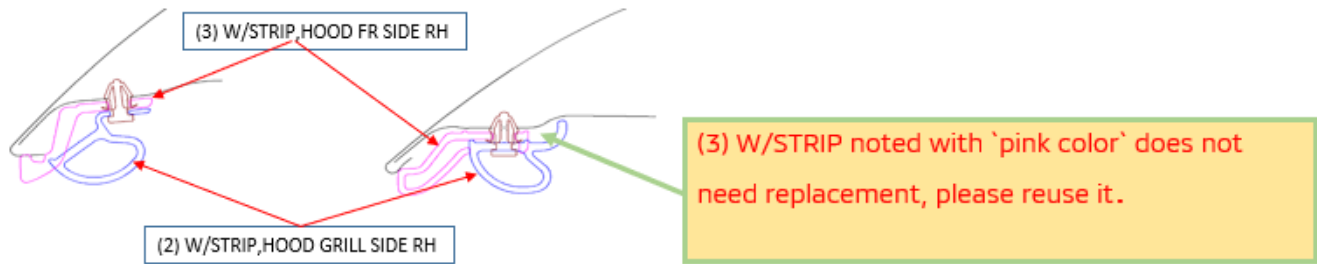
Please use the following procedure on all 2022 Outlander vehicles (EXCLUDING ES MODELS) - currently in your inventory and those that will be arriving at your dealership in April - to install countermeasure weather-strips to resolve a hood flutter centered around air intrusion to the engine compartment. This procedure is in addition to TSB-21-42A-001 and will ensure that the wind intrusion is minimized.

One set of parts will be automatically shipped for each vehicle currently in your inventory and anticipated shipments (EXCLUDING ES MODELS) received in April.

PROCEDURE

1. Remove the Weather-strip, Hood Front End (1) which is secured by 11 clips and remove the Weather-strip, Hood Grill Sides LH/RH (2), each secured by 7 clips.





PARTS

PART	PART NUMBER
W/STRIP, HOOD GRILL SIDE RH	65848W010P
W/STRIP, HOOD GRILL SIDE LH	65849W010P
W/STRIP, HOOD FR END	65820W000P

WARRANTY

Model	Labor Op Code	Time Allowance
OUTLANDER	425131EM	0.3 (H)