



SERVICE BULLETIN

Classification: EM11-003a	Reference: NTB12-120a	Date: September 5, 2014
------------------------------	--------------------------	----------------------------

ALTIMA; EXHAUST MANIFOLD AND THREE WAY CATALYST SERVICE INFORMATION

APPLIED VEHICLES, the FLOW CHART, and PARTS INFORMATION have been amended to include Altima Hybrid. Discard all previous versions of this bulletin.

APPLIED VEHICLES: 2007 - 2010 Altima Sedan and Coupe (L32)
with QR25DE engine **only**
2007 - 2011 Altima Hybrid (HL32)

APPLIED VINs and DATES: Refer to the **FLOW CHART** on page 3

NOTE: This bulletin does not apply to Altima SULEV

SERVICE INFORMATION

When an exhaust manifold and three way catalyst assembly is removed from an applied vehicle for any reason:

1. Remove and discard the exhaust manifold stay and its related parts.
 2. The upper and lower exhaust manifold covers (heat shields) may need to be replaced.
- Refer to the **FLOW CHART** on page 3 for detailed vehicle applicability.




Figure 1

Nissan Bulletins are intended for use by qualified technicians, not 'do-it-yourselfers'. Qualified technicians are properly trained individuals who have the equipment, tools, safety instruction, and know-how to do a job properly and safely. NOTE: If you believe that a described condition may apply to a particular vehicle, DO NOT assume that it does. See your Nissan dealer to determine if this applies to your vehicle.

PARTS INFORMATION

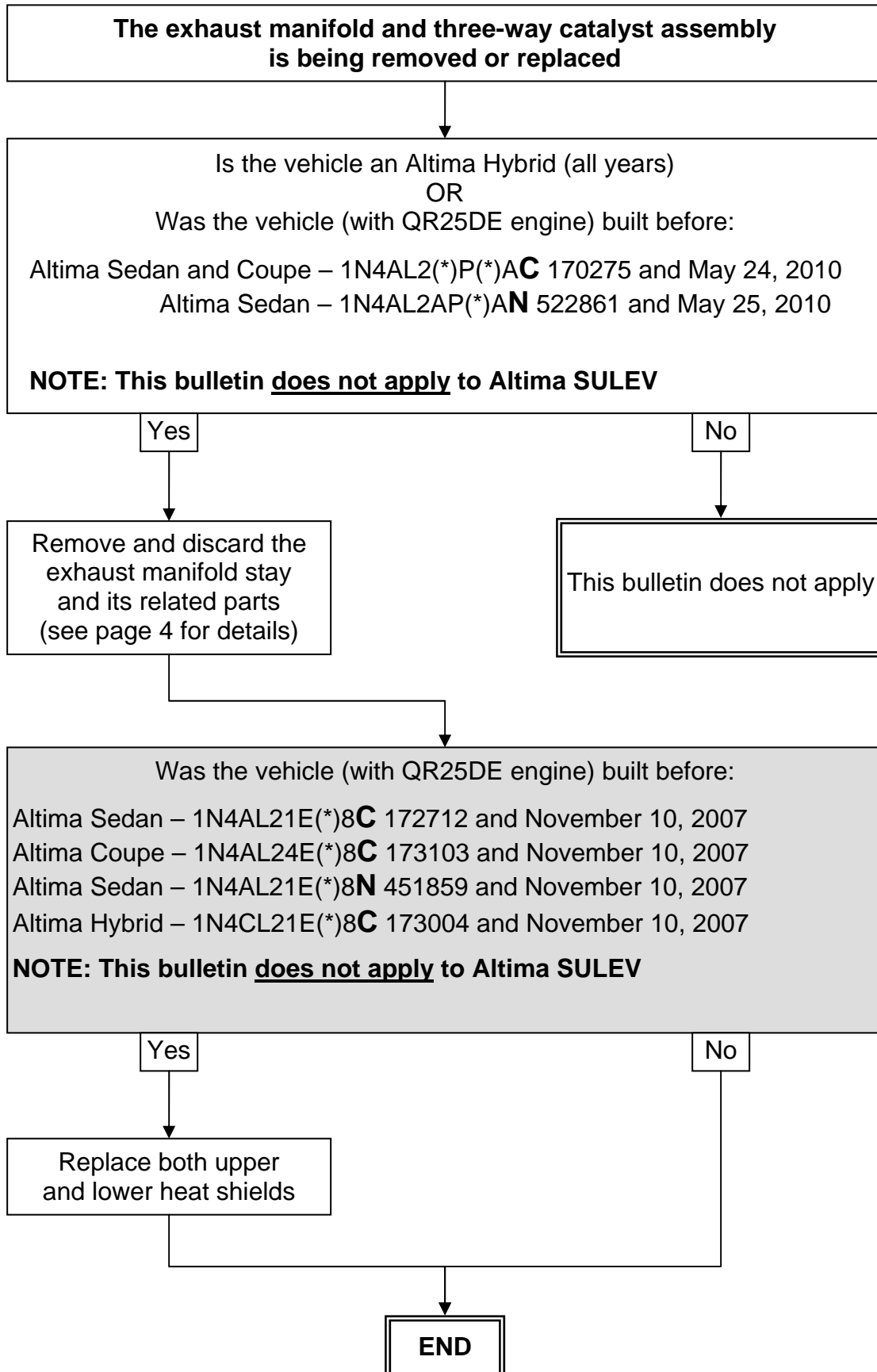
VEHICLE	DESCRIPTION	PART NUMBER	QUANTITY
Altima Sedan, Coupe, and Hybrid	COVER-EXHAUST MANIFOLD (upper heat shield)	16590-JC21A	1*
Altima Sedan, Coupe, and Hybrid	COVER-EXHAUST MANIFOLD (lower heat shield)	16590-JA03B	1*

* Applies only to the following vehicles (with QR25DE engine) built before these VINs and dates:

- Altima Sedan – 1N4AL21E(*)8**C** 172712 and November 10, 2007
- Altima Coupe – 1N4AL24E(*)8**C** 173103 and November 10, 2007
- Altima Sedan – 1N4AL21E(*)8**N** 451859 and November 10, 2007
- Altima Hybrid – 1N4CL21E(*)8**C** 173004 and November 10, 2007

NOTE: This bulletin does not apply to Altima SULEV.

FLOW CHART



During Exhaust Manifold and Three Way Catalyst Assembly Replacement:

1. Discard the parts as noted in Figure 2 and 3.
2. **ONLY IF IT APPLIES***: Replace the upper and lower heat shields shown in Figure 2 with the ones listed in **PARTS INFORMATION** (see gray box in the **FLOW CHART**, page 3).

IMPORTANT: Follow all cautions, warnings, and notes in the EM section of the Electronic Service Manual (ESM).

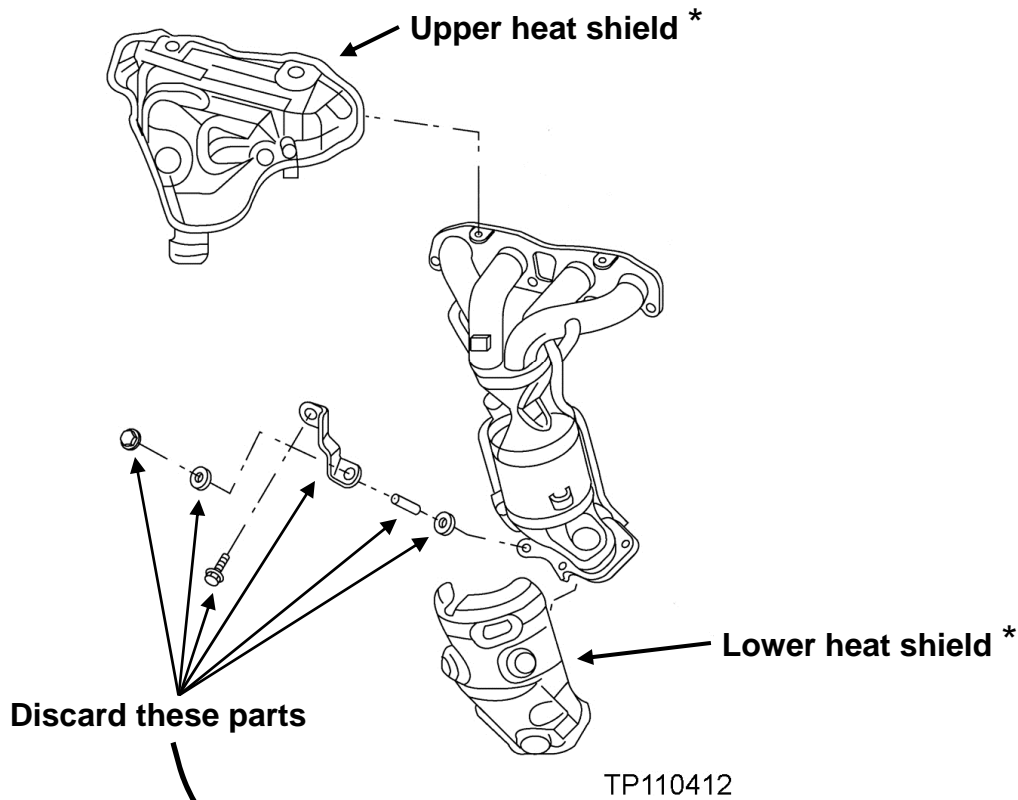


Figure 2



Figure 3