

Classification:

EL16-004

Reference:

ITB16-006

Date:

February 10, 2016

INFINITI; FRONT SONAR PARKING SENSOR SERVICE INFORMATION

APPLIED VEHICLES: All Infiniti vehicles equipped with front sonar parking sensor

SERVICE INFORMATION

When diagnosing the front sonar parking sensor for potentially unwanted activation (e.g. sonar activates with no obstacle ahead), inspect the front license plate, front license plate frame and if equipped, the front license plate bracket. See page 2 for example photos.

The front sonar parking sensor may activate if:

- The front license plate is bent outward from its bracket (there is a gap between the license plate and the bracket).
- or
- The front license plate frame is bent or loose and is hanging outward, away from the license plate and/or bracket (there is a gap between the license plate frame and the license plate and/or bracket).
- or
- The bracket is loose and is hanging outward, away from the bumper (there is a gap between the bracket and the bumper).

If any of these conditions are found, correct it by removing the gap (straighten the license plate, straighten and/or secure the license plate frame, or secure the bracket, as it applies).

- Retest the operation of the front sonar parking sensor.

If the issue is not resolved, go to ASIST and the related Electronic Service Manual (ESM) for further diagnosis.

Infiniti Bulletins are intended for use by qualified technicians, not 'do-it-yourselfers'. Qualified technicians are properly trained individuals who have the equipment, tools, safety instruction, and know-how to do a job properly and safely. **NOTE:** If you believe that a described condition may apply to a particular vehicle, DO NOT assume that it does. See your Infiniti dealer to determine if this applies to your vehicle.




Figure 1




Figure 2




Figure 3