

Classification:

FE14-004a

Reference:

ITB15-021a

Date:

March 29, 2016

FUEL FILLER CAP TETHER CLIP SERVICE INFORMATION

This bulletin has been amended. The Applied Vehicles and Parts Information sections have been revised. Please discard previous versions.

APPLIED VEHICLES:	2008-2013 EX35/EX37 (J50)	2014-2015 Q50 (V37)
	2006 G35 Sedan (V35)	2014-2016 Q50 Hybrid (V37)
	2007-2013 G35/G37 Sedan (V36)	2014-2015 Q60 Convertible (V36)
	2009-2013 G37 Convertible (V36)	2014-2015 Q60 Coupe (V36)
	2008-2013 G37 Coupe (V36)	2014-2016 Q70 (Y51)
	2013 JX35 (L50)	2014-2016 Q70 Hybrid (HY51)
	2011-2013 M37/M56 (Y51)	2014-2016 QX50 (J50)
	2012-2013 M35 Hybrid (HY51)	2014-2016 QX60 (L50)
	2011-2013 QX56 (Z52)	2014-2016 QX60 Hybrid (L50)
		2014-2016 QX70 (S51)
		2014-2016 QX80 (Z62)

SERVICE INFORMATION

If the clip for the fuel filler tether becomes lost or is detached for any reason, it is no longer necessary to replace the gas cap. The clip or "pin" is now available as a separate service part. See Figure 1 below.

NOTE: Do not replace the fuel filler cap if only the pin is needed.



Figure 1: Example of pin. Your vehicle's pin may differ.

Infiniti Bulletins are intended for use by qualified technicians, not 'do-it-yourselfers'. Qualified technicians are properly trained individuals who have the equipment, tools, safety instruction, and know-how to do a job properly and safely. **NOTE:** If you believe that a described condition may apply to a particular vehicle, DO NOT assume that it does. See your Infiniti dealer to determine if this applies to your vehicle.




Figure 2

SERVICE PROCEDURE

1. Remove the pin if still mounted to the body or fuel door.
 - Figure 3 shows an example of pin location. Pin location on your vehicle may differ.
 - Use "Trim Tool Set" J-46534 or suitable tool.

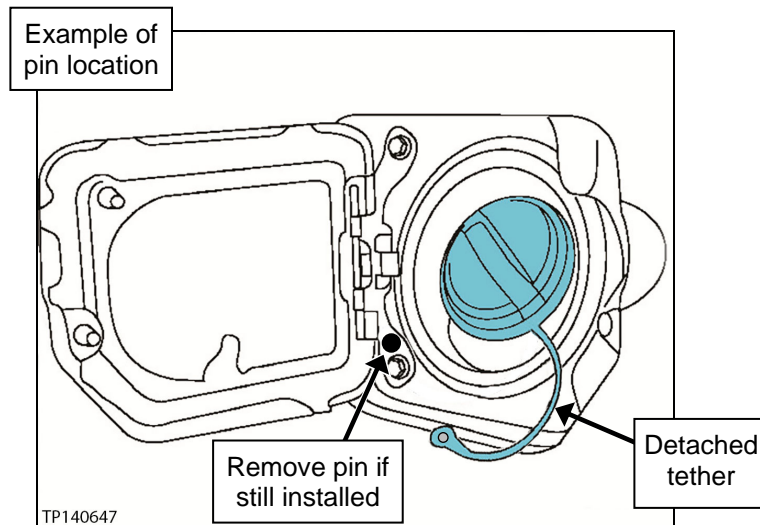


Figure 3

2. Attach the small end of the tether with the new pin (see Figure 4).
 - Make sure the tether is NOT twisted.
 - Push the pin through the small hole of the tether and into the body or fuel door with your thumb.

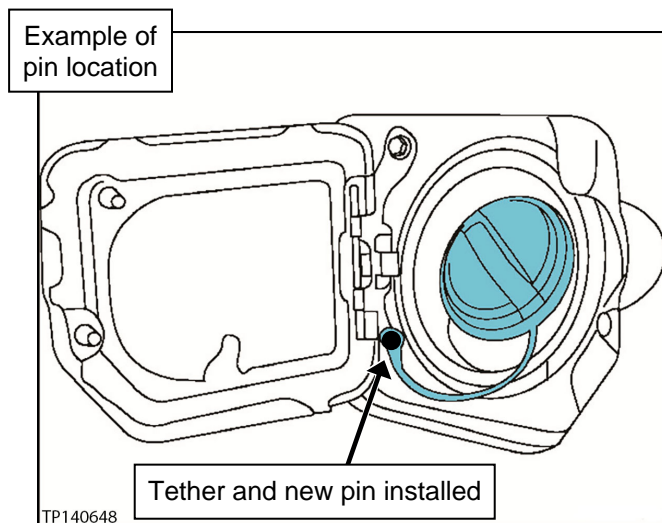


Figure 4

PARTS INFORMATION

MODEL	DESCRIPTION	PART NUMBER	QUANTITY
2006 G35 Sedan	CLIP (pin)	17571-JK60A	1
2007-2008 G35 Sedan	CLIP (pin)	17429-1BB0A	1
2009-2013 G37 Sedan			
2008-2013 G37 Coupe			
2009-2013 G37 Convertible			
2013 FX37			
2011-2013 M37/M56			
2012-2013 M35 Hybrid			
2014 Q50			
2014 Q50 Hybrid			
2014 Q60 Coupe			
2014 Q60 Convertible			
2014 Q70			
2014 Q70 Hybrid			
2014 QX70 with V6 engine			
2008 EX35 (Early)	CLIP (pin)	17571-ZP50B	1
2008 EX35 (Late)	CLIP (pin)	17571-4HA0A	1
2009-2013 EX35/37			
2015 Q50			
2015-2016 Q50 Hybrid			
2015 Q60 Coupe			
2015 Q60 Convertible			
2015-2016 Q70			
2015-2016 Q70 Hybrid			
2014-2016 QX50			
2015-2016 QX70 with V6 engine			
2011-2013 QX56	CLIP (pin)	17571-ZH00A	1
2014-2016 QX80			
2013 JX35	CLIP (pin)	17571-9BD0B	1
2014-2016 QX60			
2014-2016 QX60 Hybrid			

CLAIMS INFORMATION

Submit a Primary Part (PP) type line claim using the following claims coding:

DESCRIPTION	PFP	OP CODE	SYM	DIA	FRT
Replace Fuel Cap Tether Clip	(1)	FX50AA	ZE	32	0.2

(1) Refer to the **PARTS INFORMATION** table and use the appropriate P/N as the PFP.

