

Classification:

TF16-002B

Reference:

ITB17-001B

Date:

May 27, 2021

FLUID LEAK CAUSED BY TRANSFER ASSEMBLY RIGHT SIDE DRIVE SHAFT SEAL

This bulletin has been amended. See AMENDMENT HISTORY on the last page.
Please discard previous versions of this bulletin.

APPLIED VEHICLES: 2014-2020 QX60 (L50)
 2014-2017 QX60 Hybrid (L50H)
 2019-2021 QX50 (J55)

APPLIED DRIVELINE: AWD only

IF YOU CONFIRM

Fluid is leaking from the right side of the transfer assembly (see Figure 1).

NOTE: The fluid leak is not caused by the seal shown in Figure 1.

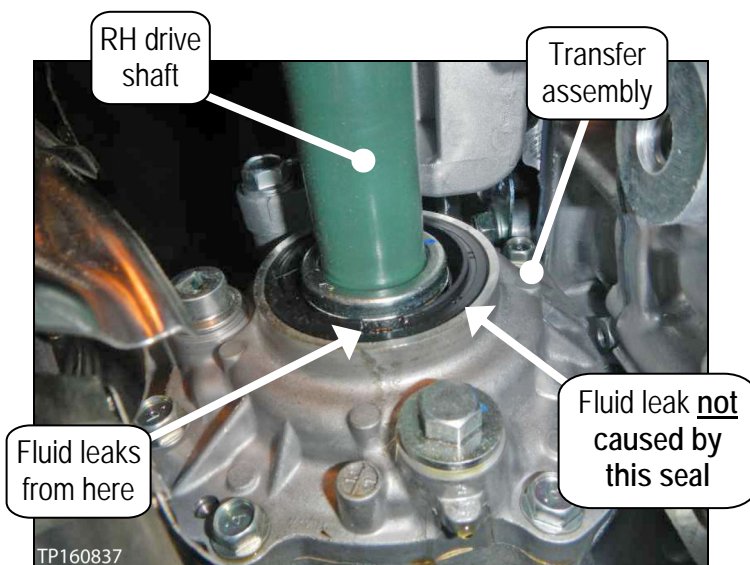


Figure 1

ACTION

1. **DO NOT REPLACE** the transfer assembly.
2. Reseal the transfer assembly.
 - Refer to the Electronic Service Manual (ESM), section **DLN – Driveline** or **TRANSMISSION & DRIVELINE > DRIVELINE > TRANSFER: TY21C - UNIT REMOVAL AND INSTALLATION > TRANSFER ASSEMBLY** for transfer assembly removal, reseal, and installation information.
 - Refer to page 2 and 3 for additional information.

CAUTION: Be careful not to damage the transfer assembly right side drive shaft seal when reinstalling the drive shaft.

Infiniti Bulletins are intended for use by qualified technicians, not 'do-it-yourselfers'. Qualified technicians are properly trained individuals who have the equipment, tools, safety instruction, and know-how to do a job properly and safely. **NOTE:** If you believe that a described condition may apply to a particular vehicle, DO NOT assume that it does. See your Infiniti retailer to determine if this applies to your vehicle.

TY21C Transfer Assembly – Exploded View

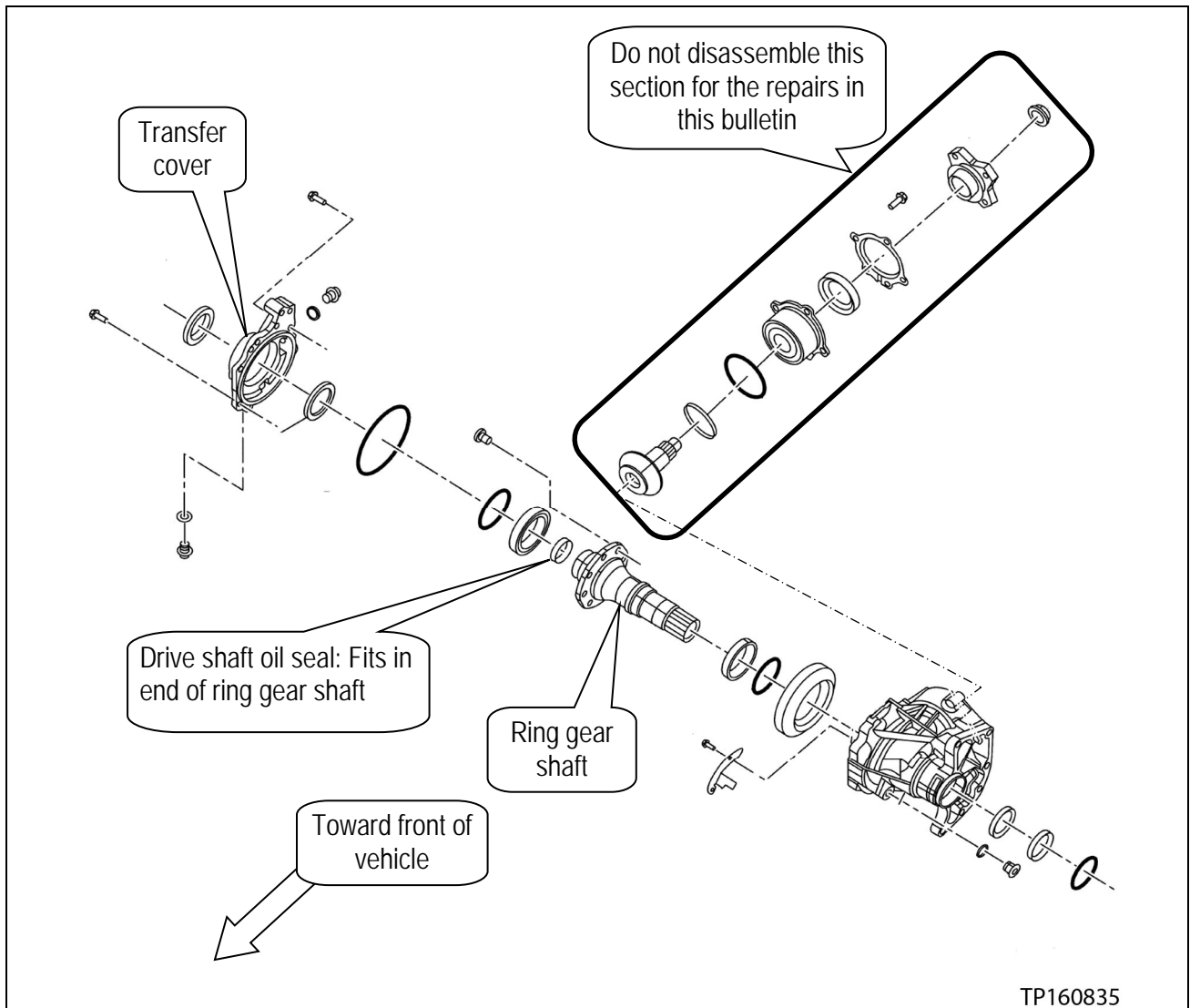


Figure 2




Figure 3

PARTS INFORMATION

QX50, QX60 and QX60 Hybrid

SYSTEM GROUP	DESCRIPTION	PART # PREFIX (1)	QUANTITY
Transfer assembly	SEAL-OIL, DRIVE PINION (Drive shaft oil seal)	33114	1
	SEAL-OIL (Oil Seal)	33142	1
	SEAL-OIL (Oil Seal)	33142	1
	SEAL-O RING (O-ring)	38343	1
	SEAL-OIL (Oil Seal)	33111	2
	SEAL-O RING (O-ring)	33118	1
	GASKET – FILLER PLUG (Gasket)	11026	2
	BEARING (Ring Gear Bearing, Transfer cover side)	38440	1
	BEARING (Ring Gear Bearing, Transfer cover side)	38440	1
	BOLT (Front and Rear Prop Shaft)	37120	8
	NUT (Rear Prop Shaft)	37171	4
	NUT (Center Bearing)	01223	1
	Exhaust	BEARING SEAL, EXHAUST JOINT	20695
GASKET-EXHAUST		20691	2
NUT		01225	2
NUT		01223	3
BOLT		01125	3
Drive shaft	PIN-COTTER	40073	1
	NUT-LOCK, FRONT WHEEL BEARING	40262	1
Strut	NUT	54588	2
Transfer Oil	Genuine Nissan Super Hypoid GL-5 80W-90	999MP-1XGPP0P (2)	5/8 pint

(1) Refer to the Electronic Parts Catalog and use the VIN to determine the correct complete Part Numbers for the vehicle you are working on.

(2) Order this item through the Infiniti Maintenance Advantage program: Phone: 877-INF-IMA1 (877-463-4621). Website order via link on dealer portal www.NNAnet.com and click on the "Maintenance Advantage" link.

CLAIMS INFORMATION

Submit a Primary Part (PP) line claim using the following claims coding:

DESCRIPTION	PFP	OP CODE	SYM	DIA	FRT
R & I Transfer Assembly	(1)	KA01AA	ZR	32	(2)
Replace Front & Rear Oil Seals		KA041A			(2)

(1) Refer to the Electronic Parts Catalog and use the Pinion Drive Seal part number (33114-*****) as the Primary Failed Part.

(2) Reference the current Infiniti Warranty Flat Rate Manual and use the indicated FRT.

AMENDMENT HISTORY

PUBLISHED DATE	REFERENCE	DESCRIPTION
January 20, 2017	ITB17-001	Original bulletin published
March 25, 2020	ITB17-001A	APPLIED VEHICLES and PARTS INFORMATION revised
May 27, 2021	ITB17-001B	APPLIED VEHICLES revised, and two changes made to the QUANTITY column on page 4

