



Mercedes-Benz

Campaign No. 2021050004, May, 2021

TO: ALL MERCEDES-BENZ CENTERS

SUBJECT: **Model 907 Sprinter, Model Year 2019**
Update Incorrect VIN

Mercedes-Benz AG (MBAG), the manufacturer of Mercedes-Benz vans, has determined that on one platform 907 (VS30) Sprinter vehicle, the VIN number listed on the vehicle's dash board, certification label and body-in-white is not recorded accurately. As a result, the consumer may not receive information about open safety-recall campaigns. An authorized Mercedes-Benz Sprinter dealer will update the VIN to reflect the accurate information and replace the vehicle certification label and the VIN label at the dash board on the affected vehicle.

Prior to performing this Recall Campaign:

- Please check VMI to determine if the vehicle is involved in the Campaign and if it has been previously repaired.
- Please review the entire Recall Campaign bulletin and follow the repair procedure exactly as described.

Please note that Recall Campaigns **do not expire** and may also be performed on a vehicle with a vehicle status indicator.

Only 1 vehicle is involved.

Order No. V-RC-2021050004 This bulletin has been created and maintained in accordance with MBUSA-SLP S423QH001, Document and Data Control, and MBUSA-SLP S424HH001, Control of Quality Records.


SM60.00-D-0005SG	Adjust vehicle identification number (code: VS3VINCHA, acc. no.: 58 917 64)	22.04.2021
------------------	---	------------

Model **907.7**
with code ZU8 (National version for USA)

Operation no. of the operation texts or standard texts and flat rates

Category	Op. no.	Operation text	Time	Damage Code	Code
L	02 1341	Operations: Adjust vehicle identification number	0.8hrs	58 917 64	VS3VINCHA
L	85 9800	Carry out spot repair, location:.....	ZM (as needed)	58 917 64	VS3VINCHA

1 *Information label*




D60.00-A054-06



2 Information label

3 Instrument panel









D60.00-A055-79


















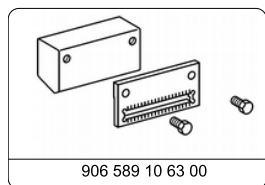
4 Reserve field for vehicle identification number

5 Standard field for vehicle identification number

D60.00-A056-79

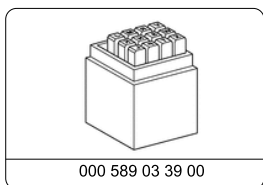
 Caution	Risk of injury caused by scraping or cutting body parts on sharp vehicle parts	Always wear protective gloves when working on or near sharp and non-deburred vehicle parts. Deburr repair panels.	AS00.00-Z-0017-01A
Notice	Notes on carrying out repair work in the vehicle interior		AH68.00-N-0001-01S
	Check		
1	Check whether vehicle is affected by measure.	 For authorized Mercedes-Benz service partners, only the entry in the Extended VEGA Application (EVA) system, in the "Current" tab, is decisive. An additional test of the affected vehicles in the workshop information system (WIS) or vehicle list is thereby not necessary.	
	Replace		
2	Replace information label (1).	 Bonding surface must be absolutely dry and free of dust and grease. This prevents any adhesion problems.  Incorrect vehicle identification number: WDZPF0ED6KT016360 Correct vehicle identification number: W1Z40FHYXKT016360 Cleaner	BR00.45-Z-1025-04A
3	Replace information label (2).	 Bonding surface must be absolutely dry and free of dust and grease. This prevents any adhesion problems.  Incorrect vehicle identification number: WDZPF0ED6KT016360 Correct vehicle identification number: W1Z40FHYXKT016360  Aid of helper required. Cleaner	BR00.45-Z-1025-04A

	Remove		
4 	Remove ventilation box.		AR83.10-D-0010TS
5	Remove engine compartment seal in area of reserve field (4).		
	Punch in VIN		
6 	Stamp correct vehicle identification number into reserve field (4).	<p> Cross out incorrect vehicle identification number in standard field (5).</p> <p> Incorrect vehicle identification number: WDZPF0ED6KT016360</p> <p>Correct vehicle identification number: W1Z40FHYXKT016360</p> <p> Stamping guide</p> <p> Star marking punch</p> <p> Letter marking punch</p> <p> Letter marking punch</p> <p> Die stamp numbers</p>	<p>AR60.00-D-0800TS</p> <p>906 589 10 63 00</p> <p>000 589 02 39 00</p> <p>000 589 00 39 00</p> <p>000 589 03 39 00</p> <p>000 589 01 39 00</p>
 Danger	Risk of explosion caused by paint vapors igniting. Risk of poisoning caused by inhaling paint vapors.	No smoking! No open fire! Use respiratory protection, protective clothing, gloves, safety glasses and protective skin cream. Ensure that the area is well ventilated.	AS98.00-Z-0002-01A
7	Paint repair area and adjacent surfaces using a brush or spray can.		
	Notes on paintwork repairs	<p> Use only paints approved by Daimler AG: http://xentryportal.mercedes-benz.com</p> <p>If there is a repair point in the visible area,</p> <p style="text-align: center;">↓</p> <p>apply spot repair.</p>	AH98.00-P-9408-02A
	Install		
8	Attach engine compartment seal.		
9 	Install ventilation box.		AR83.10-D-0010TS



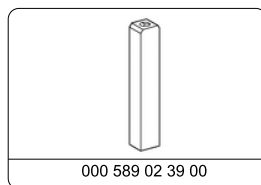
906 589 10 63 00

Stamping guide



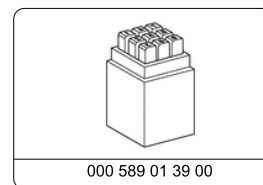
000 589 03 39 00

Letter marking punch



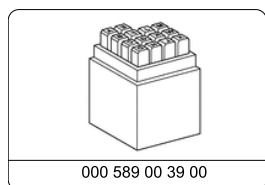
000 589 02 39 00

Star marking punch



000 589 01 39 00

Die stamp numbers



000 589 00 39 00

Letter marking punch

Repair materials

Number	Designation	Order number
BR00.45-Z-1025-04A	Cleaner	A 005 989 19 71

Parts ordering note

Part no.	Designation	Quantity
A 907 584 34 05	Information label (identification plate)	1
A 906 584 80 38	Information label (vehicle identification number)	1