

Campaign No. 2021050003, May, 2021

TO: ALL MERCEDES-BENZ & FREIGHTLINER CENTERS

SUBJECT: **Model 907 Sprinter, Model Year 2019-2020**
Inspect Power Steering Hose Clamps

Mercedes-Benz AG (“MBAG”), the manufacturer of Mercedes-Benz and Freightliner vans, has determined that on certain Mercedes-Benz and Freightliner Sprinter vehicles from platform 907 (VS30), the hydraulic power steering return line hoses may detach at their connection points under certain operating conditions and may cause hydraulic fluid to leak resulting in the loss of power steering. If the hydraulic power steering hose detaches, the driver will still have manual steering functionality, but increased steering effort is needed, particularly at low speeds. Sudden loss of power steering as well as the loss of hydraulic steering liquid to the road surface may increase the risk of a crash. An authorized Mercedes-Benz or Freightliner Sprinter dealer will check the return line connections of the power steering system and if needed, install the respective replacement clamp.

Prior to performing this Recall Campaign:

- Please check VMI to determine if the vehicle is involved in the Campaign and if it has been previously repaired.
- Please review the entire Recall Campaign bulletin and follow the repair procedure exactly as described.

Please note that Recall Campaigns **do not expire** and may also be performed on a vehicle with a vehicle status indicator.

Approximately **4,444** vehicles are involved.

Order No. V-RC-2021050003

This bulletin has been created and maintained in accordance with MBUSA-SLP S423QH001, Document and Data Control, and MBUSA-SLP S424HH001, Control of Quality Records.

- Model** 906 with engine 642, 651
- Model** 907 with engine 642, 651
with code ZG1 (Engageable all-wheel drive)
- Model** 907 with engine 642, 651
with code ZG3 (Engageable all-wheel drive with gear reduction)

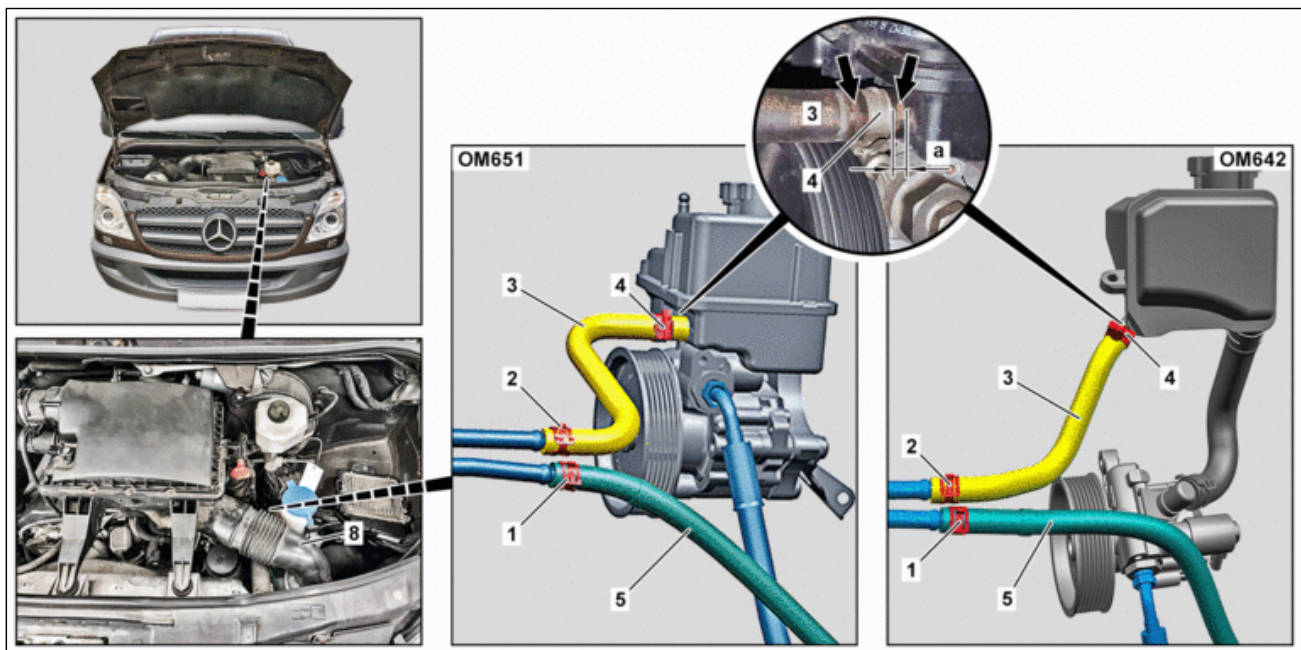
Operation no. of the operation texts or standard texts and flat rates

Category	Op. no.	Operation text	Time	Damage Code	Code
L	02 1352	Operations: Check hydraulic lines of power steering	0.2hrs	46 950 80	NV3LETULP X
L	02 1359	Operations: Replace one hose clamp on power steering oil cooler (after check)	0.2hrs	46 950 80	NV3LETULP X
L	02 1355	Operations: Replace 2 hose clamps on power steering oil cooler (after check)	0.2hrs	46 950 80	NV3LETULP X
L	02 1354	Operation: Correct position of hose clamp on power steering expansion reservoir (after check)	0.2hrs	46 950 80	NV3LETULP X

The following test and operation steps are shown on a vehicle with engine 651 and must be performed in the same way on vehicles with engine 642.

All 3 clamps (1, 2, 4) together with the listed connections must always be checked.

On vehicles with engine 642, the as-built configuration may deviate slightly (see first picture), which does not impair the procedure shown here.

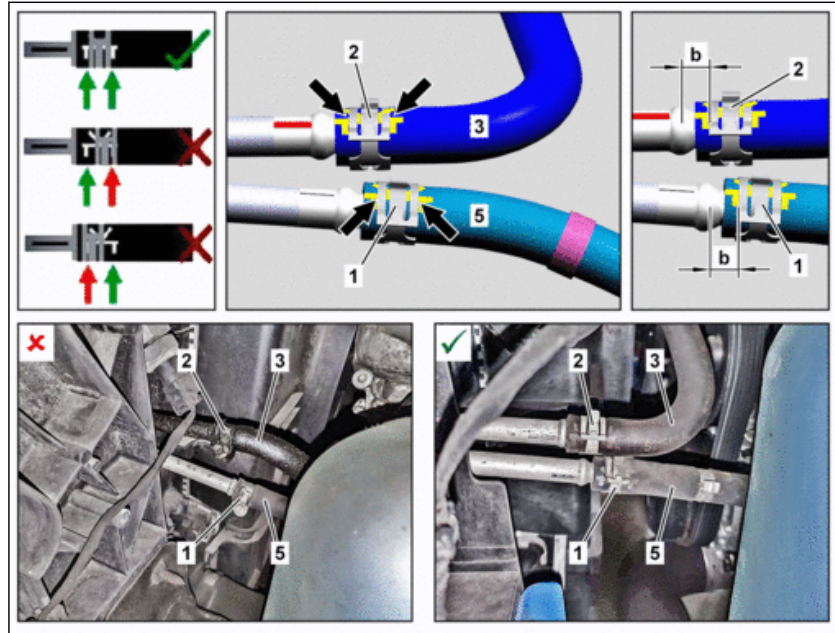


D46.25-A008-79

Shown on model 906

- 1 Clip
- 2 Clip
- 3 Return hose
- 4 Clip
- 5 Low-pressure hose
- 8 Air ducting
- a Dimension (2 to 4 mm)





- 1 Clip
- 2 Clip
- 3 Return hose
- 5 Low-pressure hose
- b Dimension (2 to 7 mm)



D46.25-A009-76

Warning	Risk of injury to skin or eyes from hydraulic fluid spraying out under pressure. Risk of poisoning from swallowing hydraulic fluid.	Depressurize hydraulic system completely before starting any work on it. Wear protective clothing and safety glasses.	AS00.00-Z-0013-01A
Warning	Risk of accident from vehicle starting off by itself when engine running. Risk of injury (bruises and burns) resulting from working on the engine while it is being started or when it is running.	Secure vehicle to prevent it from starting off by itself. Wear closed and snug-fitting work clothes. Do not touch hot or rotating parts.	AS00.00-Z-0005-01A
Notice	Notes on avoiding damage through contamination and foreign objects		AH00.00-P-5000-01A

☐	Check		
1	Check, whether the vehicle is affected by the measure.	<p>Affected vehicles: Check hydraulic hoses of power steering (code: NV3LETULPX, acc. no.: 46 950 80) Model 906.### ## as of 90634 up to 774547 with engine 642, 651</p> <p>Affected vehicles: Check hydraulic hoses of power steering (code: NV3LETULPX, acc. no.: 46 950 80) Model 907.### ## as of 000231 up to 390764 with engine 642, 651 with code ZG1 (Engageable all-wheel drive) Model 907.### ## as of 000231 up to 390764 with engine 642, 651 with code ZG3 (Engageable all-wheel drive with gear reduction)</p> <p>i</p> <p>For authorized Mercedes-Benz service partners, only the entry in the Extended VEGA Application (EVA) system, in the "Current" tab, is decisive. An additional test of the affected vehicles in the workshop information system (WIS) or vehicle list is thereby not necessary.</p>	<p>SM46.25-D-0032-01AAA</p> <p>SM46.25-D-0032-01AAB</p>
2	Remove air ducting (8).		
3	Check hydraulic hoses and clamps (1, 2) of power steering.	<p>i</p> <p>Check the following points:</p> <ul style="list-style-type: none"> → Check both connections of hydraulic lines for leak tightness. → Check installation position of clamps (1, 2) on respective hydraulic hose. The clamps must be seated centrally between the markings (arrows) on the hoses. <p>Also check whether the distance indicated by dimension (b) is maintained. See specification in picture.</p> <p>If clamps (1, 2) are not correctly positioned or if there is a leakage (see fail image above),</p> <p style="text-align: center;">↓</p> <p>replace affected clamp (1, 2). To do so, see operation step 5 onward in reference document.</p> <p>Replace clamps on hydraulic hoses of power steering (code: NV3LETULPX, acc. no.: 46 950 80)</p>	<p>SM46.25-D-0032-02SG</p>

4	Check return hose (3) and clamp (4) at power steering expansion reservoir.	<p>i</p> <p>Check the following points:</p> <ul style="list-style-type: none"> → Check connection of return hose (3) at power steering expansion reservoir for leak tightness. → Check whether return hose (3) is pushed on power steering expansion reservoir up to end stop. → Check installation position of clamp (4) on power steering expansion reservoir. The clamp (4) must be seated centrally between the markings (arrows) on the return hose (3). See specification in picture. If markings (arrows) are no longer visible, then check distance against dimension (a). <p>If clamp (4) is not positioned correctly or if a leakage is present,</p> <p style="text-align: center;">↓</p> <p>reposition affected clamp (4). To do so, see operation steps 1 to 4 in reference document.</p> <p>Replace clamps on hydraulic hoses of power steering (code: NV3LETULPX, acc. no.: 46 950 80)</p> <p>If all specifications and test criteria of operation steps 3 and 4 are fulfilled,</p> <p style="text-align: center;">↓</p> <p>install air ducting (8) and end measure.</p>	SM46.25-D-0032-02SG
Concluding work			
5	Clean integral carrier and surrounding component parts.	<p>i</p> <p>Only required if hydraulic fluid has dripped down onto the integral carrier and surrounding component parts.</p> <p>Use cleaner.</p> <p>Assembly cleaner</p>	BR00.45-Z-1028-04A
<p> Warning</p> <p>6</p> <p> AR</p> <p> AR</p>	<p>Risk of accident from vehicle starting off by itself when engine running. Risk of injury (bruises and burns) resulting from working on the engine while it is being started or when it is running.</p> <p>Fill hydraulic power steering and bleed.</p>	<p>Secure vehicle to prevent it from starting off by itself. Wear closed and snug-fitting work clothes. Do not touch hot or rotating parts.</p> <p>If a clamp (1, 2) was replaced.</p> <p>Model 906 with engine 642, 651 Model 907 with engine 642, 651</p> <p> Steering gear oil</p>	AS00.00-Z-0005-01A AR46.30-S-0010S AR46.25-D-3300-02TSX BF46.00-N-1001-01A
7	Install air ducting (8).		

 **Steering**

Number	Designation	Model 906	Model 907 with code ZG1 (Engageable all-wheel drive) or with code ZG3 (Engageable all-wheel drive with gear reduction)
BF46.00-N-1001-01A	Steering gear oil	Filling capacity Sheet	Liter
		≈1,0	≈1,0
		BB00.40-P-0236-03A	BB00.40-P-0236-03A

Repair materials

Number	Designation	Order number
BR00.45-Z-1028-04A	Assembly cleaner	A 000 986 56 01

Parts ordering note

Part no.	Designation	Quantity
N 000000 000665 *no substitution allowed	Clamp (low-pressure hose to oil cooler hydraulic line / return hose to oil cooler hydraulic line)	n. B.