



Service Bulletin

Bulletin No.: 21-NA-095

Date: June, 2021

TECHNICAL

Subject: Malfunction Indicator Lamp (MIL) Illuminated - DTC P1488 or P24DA Set

Brand:	Model:	Model Year:		VIN:		Engine:	Transmission:
		from	to	from	to		
Cadillac	Escalade Models	2021	2021			LM2	
Chevrolet	Silverado 1500	2020					
	Suburban	2021					
	Tahoe						
GMC	Sierra 1500	2020					
	Yukon Models	2021					



Involved Region or Country	North America
Condition	Some customers may comment that the MIL is illuminated. Some technicians may find DTC P1488 or P24DA (Particulate Matter Sensor Protection Tube Performance) set in the Engine Control Module (ECM).
Cause	This condition may be caused by exhaust leak between the Under Floor Selective Catalyst Reduction (UFSCR) and Tailpipe.
Correction	If an exhaust leak has been found, separate the pipe and apply Tiger Patch tape.

Service Procedure





5795155

1. Separate the UFSCR/Tailpipe Assembly and discard clamp.
2. Utilizing an abrasive cloth or equivalent, clean the surfaces of the pipes.



5811457

3. Utilizing Tiger/Spider Patch Tape or equivalent, fold the tape in half and cut down the middle the entire length.



5795164

Note: Apply the patch to the edge of the pipe.

4. Wrap the joint approximately 1.5 Times with the tape and cut off excess.
5. Reconnect UFSCR and Tailpipe, verify for proper alignment and insertion.
6. Use securing method to hold the UFSCR/Tailpipe assembly in place and along the center line axis.

Causal Part	Description	Part Number	Qty	Material Allowance
N/A	Versachem, Tiger Patch Tape* (U.S. only)	10270	1	\$6.00
N/A	Versachem, Spider Patch Tape* (Canada only)	90352	1	\$11.00
N/A	CLAMP, EX	84283544	1	-

*There is enough material to repair additional vehicles. Store the remaining material for future use.

Warranty Information

For vehicles repaired under the Emission coverage, use the following labor operation. Reference the Applicable Warranties section of Investigate Vehicle History (IVH) for coverage information.

Labor Operation	Description	Labor Time
4087988*	Diagnostic and Smoke Test	0.5 hr
Add	Apply Exhaust Patch Tape to UFSCR/Tailpipe Flange	1.0 hr

*This is a unique Labor Operation for Bulletin use only.

Version	3
Modified	Released April 22, 2021 Revised May 03, 2021 - Changed P42DA to P24DA and Changed Region Information to North America. Revised June 04, 2021 - Add Spider Patch information to Service Procedure and Parts information section and Removed the Information to Allow the Tape to Overhang the Pipe to Apply Tape to the Edge of Pipe.

