

**AMA2 - Replacing Seat Occupancy Detection System for Passenger Seat (USA/Canada)  
(Recall Campaign)**

Important: **CRITICAL WARNING** -This campaign includes steps where control unit(s) in the vehicle will be programmed with the PIWIS Tester. The vehicle voltage must be maintained between 13.5 volts and 14.5 volts during this programming. Failure to maintain this voltage could result in damaged control unit(s). Damage caused by inadequate voltage during programming is not a warrantable defect. The technician must verify the actual vehicle voltage in the PIWIS Tester before starting the campaign and also document the actual voltage on the repair order.

Model Year: **As of 2015 up to 2018**

Model Line: **Macan**

Equipment: Country equipment USA (C02)/Canada (C36)

Concerns: **Seat occupancy detection system for passenger seat**

Information: **Sensor mats for seat occupancy detection, on which the conductive fabric can break, were installed in the passenger seat on the affected vehicles.**

If the conductive fabric breaks, the front airbags on the passenger's side will be deactivated because correct seat occupancy detection can no longer be guaranteed. The airbag warning light and Passenger Airbag OFF light will be activated in order to alert the driver.

Action required: Replace the seat occupancy detection system according to the campaign scope assigned to the respective vehicle.



**Information**

To find out which campaign scope is assigned to the respective vehicle for **replacing the seat occupancy detection system**, see PIWIS Vehicle Information.

The **part numbers** of the **parts required** for the respective vehicle are specified in the **assigned scope for "Replacing seat occupancy detection system for passenger seat"**.

For an overview of the campaign scopes, see: ⇒ *Technical Information 'Warranty processing'*

Affected Vehicles: Only vehicles assigned to the campaign (see also PCSS Vehicle Information).

## Spare parts information



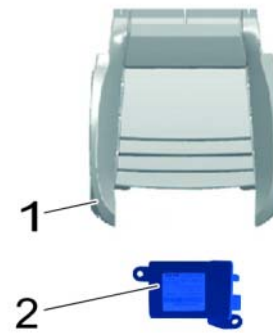
### Information

When replacing the occupant classification components, all coordinated components (padding, sensor mat and control unit) in the repair kit must be replaced.

Due to worldwide semiconductor bottlenecks at individual suppliers, we were **unfortunately unable to include** the corresponding **occupant classification control units** in the repair kit as part of this campaign.

To avoid delay in the implementation of this measure, the **occupant classification control unit installed in the vehicle is reused** in this particular case.

- 1 – Padding with affixed sensor mat - **replace**
- 2 – Occupant classification control unit - **reuse**



*Contents of occupant classification system repair kit*


When implementing this measure, pay particular attention to the following:

- The **sensor mat** for the occupant classification system must **not be removed** from the foam part.
- **Mixed installation**, e.g. "old" padding and "new" sensor mat, is **not permitted**.
- The **existing control unit** for occupant classification must not be removed and must be **reprogrammed** with the provided programming box.
- The one-time procurement of the required programming box can be found in the section "Required tools".
- The **direct programming of the control unit** occupant classification with the currently valid software is **only approved and released within the scope of this campaign**.
- **After carrying out this campaign**, in the event of a further repair case, the **usual repair concept with complete replacement of all components** (including control units) for occupant classification **must be used**.



### Information

Between delivery of the padding to its installation in the front seat, the glued sensor mat can partially detach from the foam part over longer periods of time. This does not constitute a material defect and will have no influence on the quality of the sensor mat.



Overview of padding

If the sensor mat has come loose as shown in the picture, then the sensor mat must be pressed back in place before installation as shown in pictures A, B, C.  
Complete adhesive strength is only achieved after attaching or clamping the seat cover.

Required tools



Information

**Purchasing the "AMA2 ReProgramming Tool"** programming box

A special programming box is required to program the occupant classification control unit with the software required for the padding including sensor mat. This programming box, including its wiring harness, can be obtained from the **online shop of TKR Automotive GmbH**.

**One** programming box is provided for each affected Porsche dealer. **Only one programming box** may therefore be ordered for each affected Porsche dealer.

The link for the online shop is:

**<http://www.tkr-connector.com>**

For more information about using the online shop, see:  
[https://ppn.porsche.com/portal/community/porsche\\_cars\\_north\\_america/after\\_sales/service/special-tools-and-equipment/blog/2021/09/22/ama2-recall-campaign-ordering-the-tkr-programming-box](https://ppn.porsche.com/portal/community/porsche_cars_north_america/after_sales/service/special-tools-and-equipment/blog/2021/09/22/ama2-recall-campaign-ordering-the-tkr-programming-box).



*TKR Automotive GmbH online shop*

There are various search functions to help you identify the "**AMA2 ReProgramming Tool for Occupant**" programming box, e.g. by entering the campaign number or using a graphic search function.

The programming box consists of two components:

- **Item 1. Programming Box**
- **Item 2. Cable set with connections to cigarette lighter and control unit**

Please read the following information about processing the campaign:

- If the programming box was ordered on account, the invoice to TKR Automotive GmbH must be paid within the 14-day payment period.
- The programming box must only be invoiced **once** for the first vehicle during **warranty processing** at each Porsche dealer. Only the required **materials and working time** must be invoiced in the campaign claim for the remaining vehicles on which work is carried out as part of this campaign at the Porsche dealer.
- For warranty processing, the **Part No. AMA2000002** with the "programming box" designation can be invoiced as an **additional part** in the warranty claim. Cost: \$1,471.03.
- The shipping costs must only be invoiced once for the first vehicle during warranty processing by specifying **Part No. AMA2000003** with the designation "Shipping costs" as an **additional part**



*AMA2 programming box*

and using the amount as per invoice. For all other vehicles, only the materials and working time must be invoiced in the warranty claim.

- Document a copy of the invoice in the warranty claim.
- Battery charger with a current rating of **at least 90 A** and - if required - **also with a current and voltage-controlled charge map** for lithium starter batteries, e.g. **VAS 5908 Battery charger, 90 A**
- **9900 - PIWIS Tester 3**
- **VAS 6095A Engine and gearbox bracket**
- **VAS 6136 Seat repair stand**
- **VAG 1634B Cushion clip pliers**
- Torque wrench 2 - 10 Nm (1.5 - 7.5 ftlb.), e.g. **VAG 1783 torque wrench, 2 - 10 Nm (1.5 - 7.5 ftlb.)**
- Torque wrench, 6-50 Nm (4.5-37 ftlb.), e.g. **VAG 1331A Torque wrench, 6-50 Nm (4.5-37 ftlb.)**
- **"AMA2 ReProgramming Tool for Occupant"** programming box

Tools:

## Replacing seat occupancy detection system for passenger seat

Overview:



*Installation position of seat occupancy detection system for passenger seat*

Work

### Preparatory work

Procedure:

- 1 Remove passenger seat. ⇒ *Workshop Manual '720119 Removing and installing front seat'*

- 2 Remove padding for front seat ⇒ *Workshop Manual '741019 Removing and installing padding for front seat'*.

#### Replacing seat occupancy detection system for passenger seat

- 3 Replace padding for front seat including sensor mat. ⇒ *Workshop Manual '741055 Replacing padding for front seat'*
- 4 Replace occupant detection control unit. ⇒ *Workshop Manual '696819 Removing and installing occupant detection control unit'*


#### Concluding work

- 5 Install padding for front seat. ⇒ *Workshop Manual '741019 Removing and installing padding for front seat'*
- 6 Install the passenger seat and reprogram the control unit for occupant detection using the programming box.
  - 6.1 Remove the passenger seat from the mounting device and position it in the vehicle.
  - 6.2 Connect connectors for passenger seat. ⇒ *Workshop Manual '720119 Removing and installing front seat'*
  - 6.3 Connect the battery. ⇒ *Workshop Manual '2X00IN Work instructions after disconnecting the battery'*.
  - 6.4 Adjust the passenger seat so that the electrical plug connection is accessible to the occupant detection control unit.
  - 6.5 Unlock the secondary locking of the plug connection ⇒ *Re-programming control unit -1-* on the occupant detection control unit ⇒ *Re-programming control unit -2-* (⇒ *Re-programming control unit -arrow A-*) and unplug the plug ⇒ *Re-programming control unit -arrow B-*.
  - 6.6 Connect the cable set for the programming box to the occupant detection control unit and to the cigarette lighter in the centre console.
  - 6.7 Switch on the ignition and reprogram the occupant detection control unit in the vehicle according to the instructions on the programming box.



*Re-programming control unit*





Re-programming control unit

- 1 – Start button
- 2 – LED display

- 6.8 After programming, switch off the ignition and disconnect the programming box.
- 6.9 Plug in the plug connection on the occupant detection control unit and close the secondary lock on the plug.
- 6.10 Fully install the passenger seat. ⇒ *Workshop Manual '720119 Removing and installing front seat'*
- 7 Re-calibrate occupant detection control unit.  
For instructions, see: ⇒ *Workshop Manual '696855 Replacing occupant detection control unit'*.
- 8 On vehicles with seat memory on passenger's side, perform standardization for seat motors.  
For instructions, see: ⇒ *Workshop Manual '729355 Replacing control unit for memory seat adjustment'*.
- 9 Enter the campaign in the Warranty and Maintenance booklet.

**Warranty processing**



**Information**

The working times specified were determined especially for the performance of this campaign and may deviate from the working times published in the catalog of operations contained in PIWIS.

Scope 1-11: **Only relevant for vehicles outside the USA/Canada – see relevant Technical Information for these vehicle types.**

Scope 12: Vehicles **with basic seat (Alcantara) without seat heating**

**Working time:**

Replacing seat occupancy detection system for passenger seat

Labor time: **188 TU**

Includes:

- Disconnecting and connecting battery
- Removing and installing passenger seat
- Removing and installing trim panel for seat
- Removing and installing cover for backrest
- Removing and installing padding for front seat
- Replacing padding for front seat
- Connecting and disconnecting PIWIS Tester
- Re-calibrating occupant detection control unit
- Standardising control unit for seat memory
- Reading out and erasing fault memories

**Parts required:**

V04015256BG	Seat occupancy detection repair kit	1 ea.
PAF911475	Fastening screws	4 ea.
V04015261AA	Fastening clips	15 ea.
PAF038501	Expansion rivet	2 ea.
AMA20000001*	Tie-wrap, approx. 3.0 mm/ 0.12 in/ 0.12 in wide e.g. tie-wrap, Part No. 99951307540	1 ea. (for warranty invoicing only)

**Required tools:**

AMA20000002**	Programming box	1 ea. (for warranty invoicing only)
AMA20000003***	Shipping costs	1 ea. (for warranty invoicing only)

\* For warranty invoicing for Part No. AMA20000001, enter "expendable items" designation as sublet item & additional measures Cost: \$1.88.

\*\*The programming box must only be invoiced **once for the first vehicle** during **warranty processing** at each Porsche dealer. For warranty processing, the **Part No. AMA20000002** with the "programming box" designation can be invoiced as an **additional part** in the warranty claim. Cost: \$1,471.03.



\*\*\* The shipping costs must only be invoiced **once for the first vehicle** during warranty processing by specifying **Part No. AMA20000003** with the designation "Shipping costs" as an **additional part** and using the amount as per invoice. **Please document a copy of the invoice for this in the warranty claim.** For all other vehicles, only the part and working time must be invoiced in the warranty claim.

⇒ **Damage Code AMA2 099 000 2**

Scope 13: Vehicles **with comfort seat and seat heating**

**Working time:**

Replacing seat occupancy detection system for passenger seat Labor time: **216 TU**

- Includes:
- Disconnecting and connecting battery
  - Removing and installing passenger seat
  - Removing and installing trim panel for seat
  - Removing and installing cover for backrest
  - Removing and installing padding for front seat
  - Replacing padding for front seat
  - Connecting and disconnecting PIWIS Tester
  - Re-calibrating occupant detection control unit
  - Standardising control unit for seat memory
  - Reading out and erasing fault memories

**Parts required:**

V04015256BI	Seat occupancy detection repair kit	1 ea.
PAF911475	Fastening screws	4 ea.
V04015261AA	Fastening clips	15 ea.
PAF038501	Expansion rivet	2 ea.
AMA20000001*	Tie-wrap, approx. 3.0 mm/ 0.12 in wide e.g. tie-wrap, Part No. 99951307540	1 ea. (for warranty invoicing only)

**Required tools:**

AMA20000002**	Programming box	1 ea. (for warranty invoicing only)
AMA20000003***	Shipping costs	1 ea. (for warranty invoicing only)

\* For warranty invoicing for Part No. AMA20000001, enter "expendable items" designation as sublet item & additional measures Cost: \$1.88.

\*\*The programming box must only be invoiced **once for the first vehicle** during **warranty processing** at each Porsche dealer. For warranty processing, the **Part No. AMA20000002** with the "programming box" designation can be invoiced as an **additional part** in the warranty claim. Cost: \$1,471.03.

\*\*\* The shipping costs must only be invoiced **once for the first vehicle** during warranty processing by specifying **Part No. AMA20000003** with the designation "Shipping costs" as an **additional part** and using the amount as per invoice. **Please document a copy of the invoice for this in the warranty claim.** For all other vehicles, only the part and working time must be invoiced in the warranty claim.

⇒ **Damage Code AMA2 099 000 2**

Scope 14: Vehicles **with comfort seat and seat heating/seat ventilation**

**Working time:**

Replacing seat occupancy detection system for passenger seat

Labor time: **216 TU**

Includes:

- Disconnecting and connecting battery
- Removing and installing passenger seat
- Removing and installing trim panel for seat
- Removing and installing cover for backrest
- Removing and installing padding for front seat
- Replacing padding for front seat
- Connecting and disconnecting PIWIS Tester
- Re-calibrating occupant detection control unit
- Standardising control unit for seat memory
- Reading out and erasing fault memories

**Parts required:**

V04015256BK	Seat occupancy detection repair kit	1 ea.
PAF911475	Fastening screws	4 ea.
V04015261AA	Fastening clips	15 ea.
PAF038501	Expansion rivet	2 ea.
AMA20000001*	Tie-wrap, approx. 3.0 mm/ 0.12 in wide e.g. tie-wrap, Part No. 99951307540	1 ea. (for warranty invoicing only)

**Required tools:**

AMA20000002**	Programming box	1 ea. (for warranty invoicing only)
---------------	-----------------	--

AMA20000003***	Shipping costs	1 ea. (for warranty invoicing only)
----------------	----------------	--

\* For warranty invoicing for Part No. AMA20000001, enter "expendable items" designation as sublet item & additional measures Cost: \$1.88.

\*\*The programming box must only be invoiced **once for the first vehicle** during **warranty processing** at each Porsche dealer. For warranty processing, the **Part No. AMA20000002** with the "programming box" designation can be invoiced as an **additional part** in the warranty claim. Cost: \$1,471.03.

\*\*\* The shipping costs must only be invoiced **once for the first vehicle** during warranty processing by specifying **Part No. AMA20000003** with the designation "Shipping costs" as an **additional part** and using the amount as per invoice. **Please document a copy of the invoice for this in the warranty claim.** For all other vehicles, only the part and working time must be invoiced in the warranty claim.

⇒ **Damage Code AMA2 099 000 2**

Scope 15: Vehicles **with 18-way sports seat (Alcantara or leather) and seat heating**

<b>Working time:</b>		
Replacing seat occupancy detection system for passenger seat		Labor time: <b>216 TU</b>
Includes:	<ul style="list-style-type: none"> <li>Disconnecting and connecting battery</li> <li>Removing and installing passenger seat</li> <li>Removing and installing trim panel for seat</li> <li>Removing and installing cover for backrest</li> <li>Removing and installing padding for front seat</li> <li>Replacing padding for front seat</li> <li>Connecting and disconnecting PIWIS Tester</li> <li>Re-calibrating occupant detection control unit</li> <li>Standardising control unit for seat memory</li> <li>Reading out and erasing fault memories</li> </ul>	
<b>Parts required:</b>		
V04015256A	Seat occupancy detection repair kit	1 ea.
PAF911475	Fastening screws	4 ea.
V04015261AA	Fastening clips	22 ea.
PAF038501	Expansion rivet	2 ea.
AMA20000001*	Tie-wrap, approx. 3.0 mm/ 0.12 in wide e.g. tie-wrap, Part No. 99951307540	1 ea. (for warranty invoicing only)

**Required tools:**

AMA20000002**	Programming box	1 ea. (for warranty invoicing only)
AMA20000003***	Shipping costs	1 ea. (for warranty invoicing only)

\* For warranty invoicing for Part No. AMA20000001, enter "expendable items" designation as sublet item & additional measures Cost: \$1.88.

\*\*The programming box must only be invoiced **once for the first vehicle** during **warranty processing** at each Porsche dealer. For warranty processing, the **Part No. AMA20000002** with the "programming box" designation can be invoiced as an **additional part** in the warranty claim. Cost: \$1,471.03.

\*\*\* The shipping costs must only be invoiced **once for the first vehicle** during warranty processing by specifying **Part No. AMA20000003** with the designation "Shipping costs" as an **additional part** and using the amount as per invoice. **Please document a copy of the invoice for this in the warranty claim.** For all other vehicles, only the part and working time must be invoiced in the warranty claim.

⇒ **Damage Code AMA2 099 000 2**

Scope 16: Vehicles **with 18-way sports seat and seat heating/seat ventilation**

**Working time:**

Replacing seat occupancy detection system for passenger seat	Labor time: <b>216 TU</b>
Includes:	
Disconnecting and connecting battery	
Removing and installing passenger seat	
Removing and installing trim panel for seat	
Removing and installing cover for backrest	
Removing and installing padding for front seat	
Replacing padding for front seat	
Connecting and disconnecting PIWIS Tester	
Re-calibrating occupant detection control unit	
Standardising control unit for seat memory	
Reading out and erasing fault memories	

**Parts required:**

V04015256BL	Seat occupancy detection repair kit	1 ea.
PAF911475	Fastening screws	4 ea.
V04015261AA	Fastening clips	22 ea.

PAF038501	Expansion rivet	2 ea.
AMA20000001	Tie-wrap, approx. 3.0 mm/ 0.12 in wide e.g. tie-wrap, Part No. 99951307540	1 ea. (for warranty invoicing only)*
<b>Required tools:</b>		
AMA20000002**	Programming box	1 ea. (for warranty invoicing only)
AMA20000003***	Shipping costs	1 ea. (for warranty invoicing only)
<p>* For warranty invoicing for Part No. AMA20000001, enter "expendable items" designation as sublet item &amp; additional measures Cost: \$1.88.</p> <p>**The programming box must only be invoiced <b>once for the first vehicle</b> during <b>warranty processing</b> at each Porsche dealer. For warranty processing, the <b>Part No. AMA20000002</b> with the "programming box" designation can be invoiced as an <b>additional part</b> in the warranty claim. Cost: \$1,471.03.</p> <p>*** The shipping costs must only be invoiced <b>once for the first vehicle</b> during warranty processing by specifying <b>Part No. AMA20000003</b> with the designation "Shipping costs" as an <b>additional part</b> and using the amount as per invoice. <b>Please document a copy of the invoice for this in the warranty claim.</b> For all other vehicles, only the part and working time must be invoiced in the warranty claim.</p> <p>⇒ <b>Damage Code AMA2 099 000 2</b></p>		

Scope 17: Vehicles **with 8-way sports seat GTS (Alcantara or leather) and seat heating**

<b>Working time:</b>	
Replacing seat occupancy detection system for passenger seat	Labor time: <b>216 TU</b>
Includes:	<ul style="list-style-type: none"> <li>Disconnecting and connecting battery</li> <li>Removing and installing passenger seat</li> <li>Removing and installing trim panel for seat</li> <li>Removing and installing cover for backrest</li> <li>Removing and installing padding for front seat</li> <li>Replacing padding for front seat</li> <li>Connecting and disconnecting PIWIS Tester</li> <li>Re-calibrating occupant detection control unit</li> <li>Standardising control unit for seat memory</li> <li>Reading out and erasing fault memories</li> </ul>
<b>Parts required:</b>	

V04015256AR	Seat occupancy detection repair kit	1 ea.
PAF911475	Fastening screws	4 ea.
V04015261AA	Fastening clips	22 ea.
PAF038501	Expansion rivet	2 ea.
AMA20000001*	Tie-wrap, approx. 3.0 mm/ 0.12 in wide e.g. tie-wrap, Part No. 99951307540	1 ea. (for warranty invoicing only)
<b>Required tools:</b>		
AMA20000002**	Programming box	1 ea. (for warranty invoicing only)
AMA20000003***	Shipping costs	1 ea. (for warranty invoicing only)

\* For warranty invoicing for Part No. AMA20000001, enter "expendable items" designation as sublet item & additional measures Cost: \$1.88.

\*\*The programming box must only be invoiced **once for the first vehicle** during **warranty processing** at each Porsche dealer. For warranty processing, the **Part No. AMA20000002** with the "programming box" designation can be invoiced as an **additional part** in the warranty claim. Cost: \$1,471.03.

\*\*\* The shipping costs must only be invoiced **once for the first vehicle** during warranty processing by specifying **Part No. AMA20000003** with the designation "Shipping costs" as an **additional part** and using the amount as per invoice. **Please document a copy of the invoice for this in the warranty claim.** For all other vehicles, only the part and working time must be invoiced in the warranty claim.

⇒ **Damage Code AMA2 099 000 2**

Scope 18: Vehicles **with standard seat (Alcantara, partial leather or leather) and seat heating**

**Working time:**

Replacing seat occupancy detection system for passenger seat	Labor time: <b>188 TU</b>
Includes:	
Disconnecting and connecting battery	
Removing and installing passenger seat	
Removing and installing trim panel for seat	
Removing and installing cover for backrest	
Removing and installing padding for front seat	
Replacing padding for front seat	
Connecting and disconnecting PIWIS Tester	
Re-calibrating occupant detection control unit	
Standardising control unit for seat memory	

Reading out and erasing fault memories

**Parts required:**

V04015256BM	Seat occupancy detection repair kit	1 ea.
PAF911475	Fastening screws	4 ea.
V04015261AA	Fastening clips	15 ea.
PAF038501	Expansion rivet	2 ea.
AMA20000001	Tie-wrap, approx. 3.0 mm/ 0.12 in wide e.g. tie-wrap, Part No. 99951307540	1 ea. (for warranty invoicing only)*

**Required tools:**

AMA20000002**	Programming box	1 ea. (for warranty invoicing only)
AMA20000003***	Shipping costs	1 ea. (for warranty invoicing only)

\* For warranty invoicing for Part No. AMA20000001, enter "expendable items" designation as sublet item & additional measures Cost: \$1.88.

\*\*The programming box must only be invoiced **once for the first vehicle** during **warranty processing** at each Porsche dealer. For warranty processing, the **Part No. AMA20000002** with the "programming box" designation can be invoiced as an **additional part** in the warranty claim. Cost: \$1,471.03.

\*\*\* The shipping costs must only be invoiced **once for the first vehicle** during warranty processing by specifying **Part No. AMA20000003** with the designation "Shipping costs" as an **additional part** and using the amount as per invoice. **Please document a copy of the invoice for this in the warranty claim.** For all other vehicles, only the part and working time must be invoiced in the warranty claim.

⇒ **Damage Code AMA2 099 000 2**

**Important Notice:** Technical Bulletins issued by Porsche Cars North America, Inc. are intended only for use by professional automotive technicians who have attended Porsche service training courses. They are written to inform those technicians of conditions that may occur on some Porsche vehicles, or to provide information that could assist in the proper servicing of a vehicle. Porsche special tools may be necessary in order to perform certain operations identified in these bulletins. Use of tools and procedures other than those Porsche recommends in these bulletins may be detrimental to the safe operation of your vehicle, and may endanger the people working on it. Properly trained Porsche technicians have the equipment, tools, safety instructions, and know-how to do the job properly and safely. Part numbers listed in these bulletins are for reference only. The work procedures updated electronically in the Porsche PIWIS diagnostic and testing device take precedence and, in the event of a discrepancy, the work procedures in the PIWIS Tester are the ones that must be followed.