

Lexus Enform - Apps Update Process

Service Category Audio/Visual/Telematics

Section Navigation/Multi Info Display

Market USA

Lexus Supports
ASE Certification 

Applicability

YEAR(S)	MODEL(S)	ADDITIONAL INFORMATION
2013	CT200H, ES300H, ES350, GS350, GS450H, IS F, IS250, IS250C, IS350, IS350C, LS460, LS600H, LX570, RX350, RX450H	
2014	CT200H, ES300H, ES350, LS460, LS600H, RX350, RX450H	

REVISION NOTICE

August 13, 2013 Rev1:

- **Applicability has been updated to include 2014 model year and additional 2013 model year Lexus vehicles.**
- **The Repair Procedure has been updated.**

Any previous printed versions of this bulletin should be discarded.

Introduction

Lexus Enform™ Apps will be periodically updated via an over-the-air update system. Updates can come in "Optional" or "Mandatory" form. The update process will take approximately 1 minute for each application requiring an update. Follow the procedure below to perform an update when necessary.

Warranty Information

OP CODE	DESCRIPTION	TIME	OFF	T1	T2
N/A	Not Applicable to Warranty	-	-	-	-

Lexus Enform - Apps Update Process

Repair Procedure

NOTE

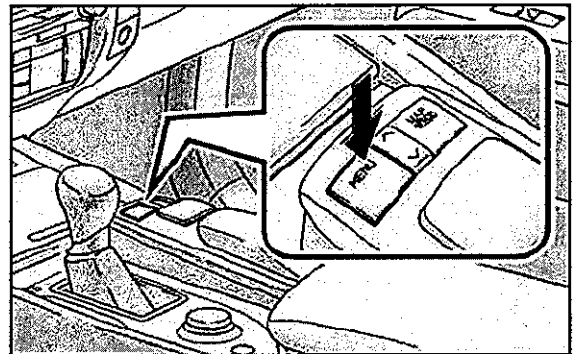
An Enform™ compatible phone and an active Enform™ account are necessary to perform updates.

1. Refer to the "Lexus Bluetooth® Compatibility Information" link on the Technical Information System (TIS), under *Diagnostics: Telematics*, to verify phone compatibility.
2. Connect the phone to the vehicle via Bluetooth®. Follow the steps outlined in the "Quick Pairing" instructions on TIS.
3. Open the Enform™ App on the phone and sign in with your dealer Enform™ service troubleshooting license e-mail address and password.
4. Press the *MENU* button.

NOTE

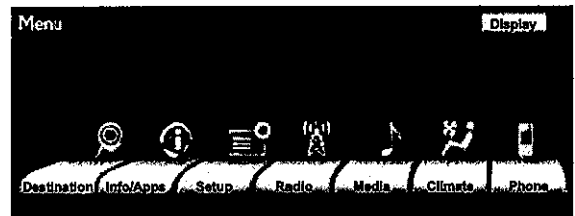
Depending on the vehicle, the *MENU* button can be located next to the Remote Touch or the navigation screen.

Figure 1.



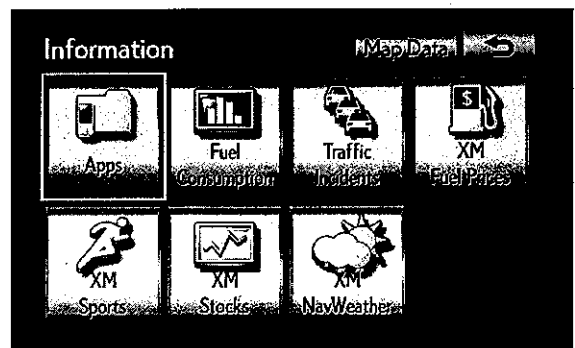
5. Select *Info/Apps*.

Figure 2.



6. Select *Apps*.

Figure 3.



Lexus Enform - Apps Update Process

Repair Procedure (Continued)

7. A screen indicating "Checking for updates..." will be displayed.

Figure 4.



8. The screen will indicate if the App update is required or optional. Press OK to proceed with the update. If NO update is required, the *App Suite* screen will appear (Figure 9).

Figure 5.


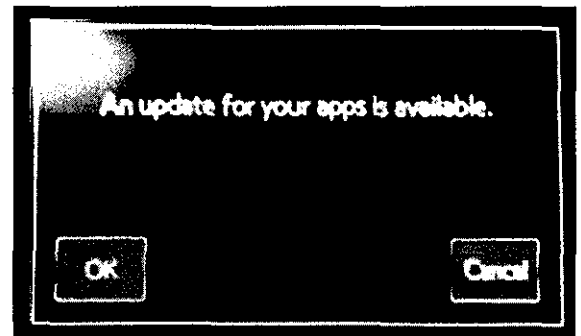


Figure 6.

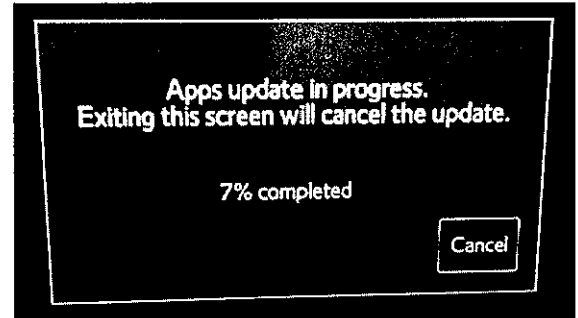


Lexus Enform - Apps Update Process

Repair Procedure (Continued)

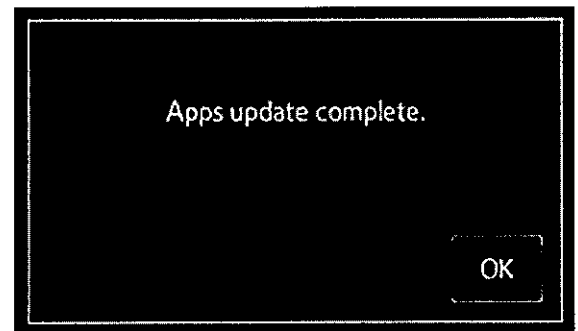
9. A screen will appear indicating the update is in process.

Figure 7.



10. Select *OK* once the Apps update is complete.

Figure 8.



11. The update is now complete.

Figure 9.

