



Technical Service Bulletin

**91 Apple CarPlay cannot be started using Wi-Fi connection (Wireless CarPlay)
91 22 70 2062466/2 January 25, 2022. Supersedes Technical Service Bulletin Group 91 number 21-80
dated March 10, 2021 for reasons listed below.**

Model(s)	Year	VIN Range	Vehicle-Specific Equipment
----------	------	-----------	----------------------------



Technical Service Bulletin

A6, A7, A8, e-tron quattro, Q3, and Q8	2019	All	MIB 2+ with ConBox Low
A6, A6 allroad, S6, A7, S7, A8, e-tron quattro, e-tron Sportback quattro, S8, Q7, SQ7, Q8, SQ8, and RS Q8	2020	All	MIB 2+ with ConBox Low
Q3	2021	All	MIB 2+ with ConBox Low
A4, A4 allroad, S4, A5 Coupe, A5 Sportback, A5 Cabriolet, S5 Coupe, S5 Sportback, S5 Cabriolet, RS 5 Coupe, RS 5 Sportback, e-tron quattro, e-tron Sportback quattro, Q5, Q5 e quattro, Q5 Sportback, SQ5, SQ5 Sportback, Q7, SQ7, Q8, SQ8, and RS Q8	2021	All	MIB3 with ConBox high



Technical Service Bulletin

A3, S3, A4, S4, A4 allroad, A5 Coupe, A5 Sportback, A5 Cabriolet, S5 Coupe, S5 Sportback, S5 Cabriolet, RS 5 Coupe, RS 5 Sportback, A6, A6 allroad, S6, RS 6 Avant, A7, A7 e quattro, S7, RS 7, A8, A8 PHEV, S8, Q3, Q4 e-tron, Q4 e-tron Sportback, Q5, Q5 e quattro, Q5 Sportback, SQ5, SQ5 Sportback, Q7, SQ7, Q8, SQ8, and RS Q8	2022	All	MIB with ConBox high
--	------	-----	----------------------

Condition

REVISION HISTORY		
Revision	Date	Purpose
2	-	Revised <i>Header</i> (Added Model Year)
1	03/10/2021	Initial publication

The customer cannot connect their device to the MMI using Wireless Apple CarPlay, or the connection does not automatically start after starting the vehicle.



Technical Service Bulletin

Technical Background

To learn more about Apple CarPlay, please visit Apple's support article titled, "How to use CarPlay with your iPhone" <https://support.apple.com/en-us/HT205634> (Figure 1).

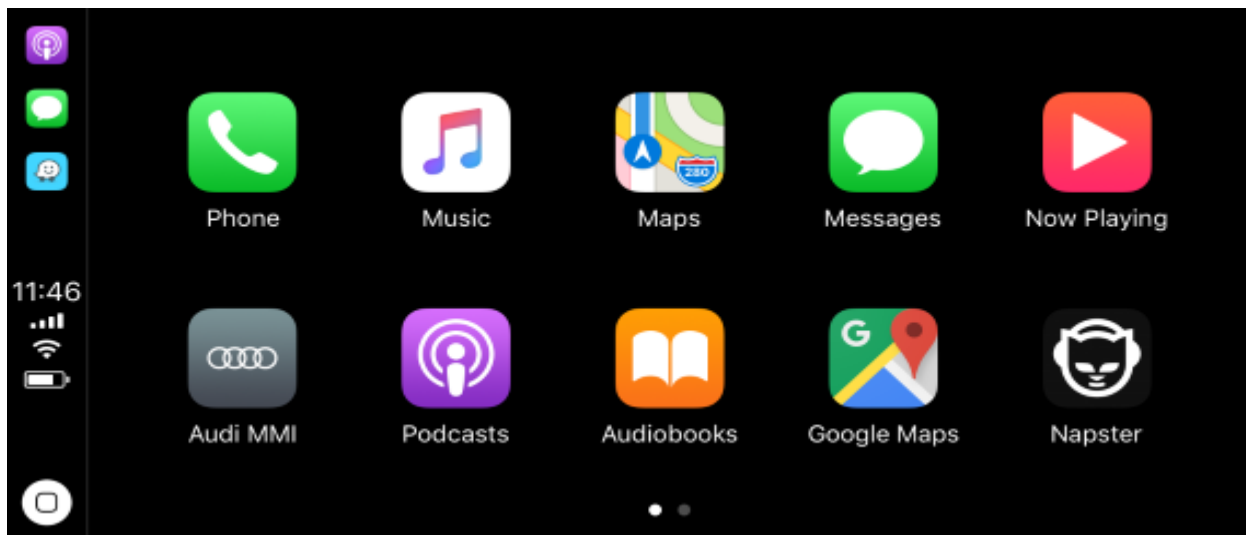


Figure 1. Apple CarPlay screen in Audi MMI.

What is Wireless CarPlay?

Wireless CarPlay uses the vehicle's Wi-Fi to provide the same functionality as wired Apple CarPlay without using a tethered USB connection to the vehicle's infotainment system. Pairing to the vehicle is performed using the Bluetooth system.

Which Audi MMI systems support Wireless CarPlay?

MIB2+ with ConBox Low

- 2019 Audi e-tron quattro.
- 2019 A6, A7, A8, Q3, and Q8.
- 2020 A6, A7, A8, Q3, Q7, Q8, and e-tron Sportback.
- 2021 Q3.

MIB3 with ConBox High

- 2021 A4, A5, A6, A7, A8, Q5, Q7, and Q8.
- 2021 – 2022 e-tron quattro and e-tron Sportback.



Technical Service Bulletin

- 2022 A3, A4, A5, A6, A7, A8, Q3, Q5, Q7, Q8, Q4 e-tron, e-tron GT, RS e-tron GT.
- The type of ConBox system is important to note because the Wi-Fi and Bluetooth are controlled differently for each system. For MIB2+ MMI, the Wi-Fi hotspot is controlled by the ConBox Low module, and the MMI controls the Bluetooth system. For the MIB3 MMI system, the Wi-Fi and Bluetooth systems are controlled by the ConBox High module.



Tip: The MY 2020 A4/A5 models with MIB3 do not support Wireless CarPlay.

How does the apple iPhone establish a Wireless CarPlay connection to the vehicle's infotainment system?

Initiating a Wireless CarPlay session can be performed using two different methods.

1. Bluetooth Connection to the vehicle.
2. Wi-Fi connection to the vehicle.

It is important to understand that the two different “pairing” methods have major differences. The first difference is how the vehicle recognizes the iPhone when the ignition is first started, and the second is how the iPhone uses data during a CarPlay session.

- The vehicle establishes the Wireless CarPlay session for the Bluetooth pairing method when the vehicle sees the Apple iPhone connected to Bluetooth.
- For the Wi-Fi pairing method, the vehicle establishes the Wireless CarPlay session when the vehicle sees the Apple iPhone connected to the in-vehicle Wi-Fi hotspot.

Data usage for each method:

- For the Bluetooth pairing method, the phone always uses the phone's data plan (LTE) to send and receive data.
- The phone always attempts to use the Wi-Fi hotspot data for the Wi-Fi pairing method. In some cases, if the Wi-Fi Assist is turned on in the “Cellular” settings of the iOS, the phone will attempt to use the phone's data plan. It is important to note that this doesn't always work in all situations. The customer should contact their mobile network provider or Apple customer support if they have issues with this feature.



Tip: When using Wired or Wireless CarPlay, the MMI does not store any personal or location data from the phone. The MMI functions as a remote display for the phone, and only video, audio, and vehicle GPS data are passed between the phone and the MMI. When the CarPlay session is ended, only the phone's MAC ID is stored in the MMI. When using navigation applications on the phone, the vehicle's GPS location information



Technical Service Bulletin

is provided to the phone. The phone's current and historical location information is never sent to the MMI and is not possible to be stored in the MMI.

Production Solution

Not applicable.

Service

Initial Pairing for Wireless CarPlay

The following preconditions need to be true (using the preferred Bluetooth pairing method) to allow Wireless CarPlay to function.

1. SIRI must be enabled and configured in the iPhone (*Check Settings >> General*).
2. Bluetooth must be turned on in the iPhone and MMI (Only used for setup).
3. Wi-Fi must be turned on in the iPhone, but no pairing is needed (if it is not on, the iOS software should prompt the user to turn it on).

Pairing for Wireless connection using the MMI system:



Technical Service Bulletin

1. The customer should establish a Bluetooth pairing using the MMI and accept the prompt to enable wireless CarPlay (Figure 2).

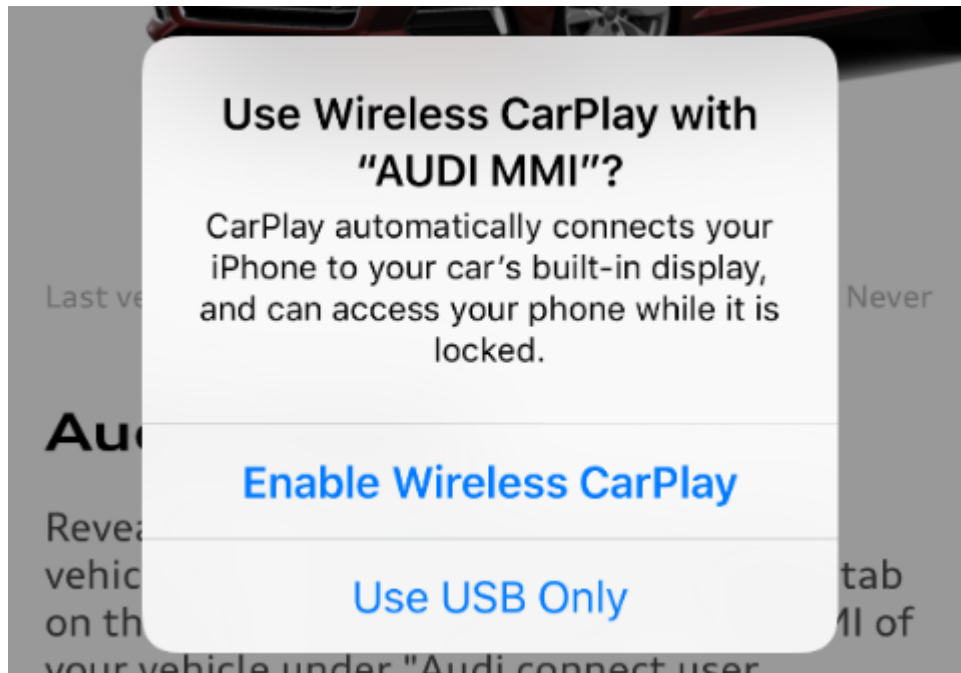


Figure 2. Initial Apple CarPlay pairing prompt on iPhone

2. Accept the prompts in the MMI to enable wireless CarPlay. The MMI shares the Wi-Fi security credentials to the iPhone over Bluetooth upon accepting. It's important to note that the customer will never need to manually pair the iPhone to the Wi-Fi hotspot in the vehicle.
3. At this point, Apple CarPlay should be active in the MMI. Turn off Bluetooth on the iPhone and turn it back on if the CarPlay session is not active. Once the MMI sees the phone via Bluetooth, it will connect to Wireless CarPlay over the Wi-Fi hotspot, and then Bluetooth will be disabled in the MMI.

When using the Bluetooth pairing method above: The iPhone does not use the Wi-Fi hotspot for data consumption. Instead, a private channel for communication is set up between the MMI and the iPhone ONLY for Wireless CarPlay. This is why the Audi hotspot name will not be shown in the settings of the iPhone when connected to the MMI for Wireless CarPlay. The iPhone will continue to use the LTE network for data. The Bluetooth system is not used once the Car Play session is active in the MMI and automatically turned off.

Troubleshooting



Technical Service Bulletin

Concern: Intermittently after starting the vehicle, wireless CarPlay cannot be started. Upon touching the tile in the MMI, the tile turns green, but CarPlay does not start.

Solution: Cycle the CarPlay Toggle in the Bluetooth Settings for the vehicle in the iPhone Settings menu (Figure 3).

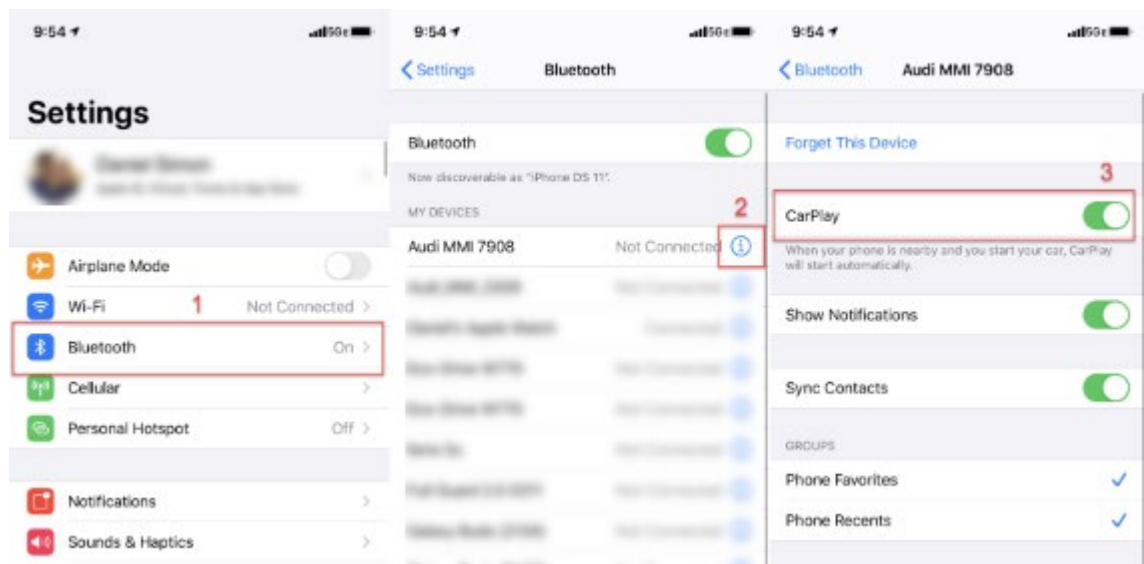


Figure 3. Toggle CarPlay option in Bluetooth Settings in iPhone.

This situation can occur when the MMI attempts to start Wireless CarPlay and cannot find the iPhone on the MMI's Wi-Fi network. Typically when this occurs, the iPhone is still active on a different Wi-Fi hotspot (home or work network). Wireless CarPlay sessions operate over Wi-Fi, but Bluetooth communication is used initially to tell the MMI that the iPhone is present and ready to use Wireless CarPlay (and shares the Wi-Fi security information).

After the MMI attempts to connect to the iPhone for CarPlay over the Wi-Fi, it soon realizes it cannot find the iPhone because it is connected to a different hotspot. This also can happen if the iPhone is manually paired to the 2.4Ghz band of the car's Wi-Fi hotspot. The MMI has two bands for Wi-Fi, 2.4Ghz (labeled AUDI_XXXX) and 5Ghz (labeled AUDI_XXXX_5Ghz). Apple CarPlay uses the 5Ghz band, and this is automatically chosen when the first pairing is done. If the customer tries to pair the iPhone to the 2.4Ghz band manually, it can create this concern because, from this point on, the iPhone is constantly switching between the two bands, which can upset Wireless CarPlay.



Technical Service Bulletin

To fix this issue, in the iPhone settings, go to the Bluetooth settings (Figure 3, Step 1) for the MMI and select the little "(i)" next to the MMI's name (Figure 3, Step 2) and then cycle the "CarPlay" option off and back on (Figure 3, Step 3). If CarPlay does not automatically start, then reselect it in the MMI. This step will need to be repeated anytime this issue occurs again in the future.

Concern: Since the latest iOS update, the customer has had issues with Wireless CarPlay not connecting at times.

Solution: Reset network settings on the iPhone:

Tap Settings > General > Reset > Reset Network Settings (Figure 4).

This also resets ALL SAVED Wi-Fi networks and the associated passwords, cellular settings, and VPN and APN settings that have been used before.

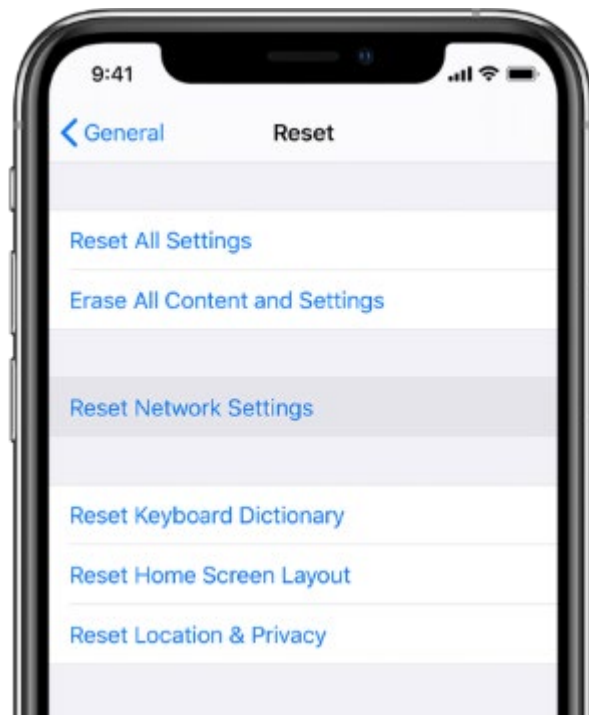


Figure 4. Reset Network Settings for Apple iPhone

Concern: Since the Audi Connect PLUS plan has expired, the customer can no longer use Wireless CarPlay.

Solution: Either turn on Wi-Fi assist or delete pairings for Wi-Fi and Bluetooth and perform a new Bluetooth pairing only.

For this scenario, the customer must have connected the iPhone manually to the MMI's hotspot using the SSID and password given by the MMI (Wi-Fi pairing method). When the



Technical Service Bulletin

customer does this, the iPhone uses the Wi-Fi hotspot in the car for sending and receiving data. If the customer does not have an active Audi connect PLUS plan (not required for Wireless CarPlay) and the iPhone does not have Cellular Wi-Fi assist turned on, the iPhone will disconnect from the vehicle's Wi-Fi hotspot if internet data is not provided. Leaving Cellular Wi-Fi Assist on forces the iPhone to stay connected to a Wi-Fi hotspot that does not provide internet data but will utilize LTE for the internet data only. This solution only works with some iOS versions and can break during an iOS update.

If the previous solution does not work, delete the MMI Wi-Fi hotspot settings in the iPhone, delete the Bluetooth pairing in the phone and MMI, pair the phone again to Bluetooth and accept the prompts for Wireless CarPlay. DO NOT manually connect the iPhone to the Wi-Fi hotspot in the car.

Why this is important: If you connect a phone to the Wi-Fi hotspot in the vehicle, the iPhone will try to use the MMI for data consumption. Since no data can be obtained with an expired Plus subscription, then Wireless CarPlay will not work since data is required for CarPlay in general.

Concern: What if Apple CarPlay does not turn on automatically after turning on the car?

Solution: Check to ensure the iPhone is not connected to a different Wi-Fi hotspot.

Wireless Apple CarPlay requires that the customer's phone be connected to the Wi-Fi hotspot of the vehicle, either directly or via the private channel (not seen in the iPhone Wi-Fi settings). Check to ensure that the iPhone is not connected to the customer's home or work Wi-Fi hotspot. If the iPhone shows no connection to any Wi-Fi hotspot, it could be connected to the Wi-Fi using the private Wireless CarPlay. The key here is to ensure the iPhone is not connected to another Wi-Fi hotspot outside of the car.

Concern: Wireless CarPlay works intermittently. What could be causing this?

Solution: Unlock iPhone or turn off USB accessories security feature (Customer must be aware of this security feature before turning it off).

Apple has instituted security features in iOS, starting with iOS 12. The newest feature locks out the use of connected USB accessories, including the MMI, if the iPhone has not been unlocked in the last hour before connecting the iPhone to the vehicle's USB or wirelessly for CarPlay. Unlock the iPhone to fix the customer's concern.



Technical Service Bulletin

Question: What is the 5Ghz Wi-Fi hotspot seen in the vehicle?

Answer: 5Ghz Wi-Fi is part of the dual-band high-speed Wi-Fi system in the MMI. Most modern home routers are now dual-band, offering a 2.4Ghz band and a 5Ghz band. In most cases, upon pairing the iPhone to the MMI, the iPhone will connect to the 5Ghz hotspot, which is normal, but this connection may NOT be shown in the *iPhone Settings >> Wi-Fi* when the iPhone is connected for Wireless CarPlay. 5Ghz allows for higher bandwidth but has a shorter signal range. This is critical for a Wireless CarPlay since video and audio are streamed wirelessly.

Warranty

This TSB is informational only and not applicable to any Audi Warranty.

Required Parts and Tools

Additional Information All part and service references provided in this TSB (2062466) are subject to change and/or removal. Always check with your Parts Department and/or ETKA for the latest information and parts bulletins. Please check the Repair Manual for fasteners, bolts, nuts, and screws that require replacement during the repair.

©2022 Audi of America, Inc. All rights reserved. The information contained in this document is based on the latest information available at the time of printing and is subject to the copyright and other intellectual property rights of Audi of America, Inc., its affiliated companies, and its licensors. All rights are reserved to make changes at any time without notice. No part of this document may be reproduced, stored in a retrieval system, or transmitted in any form or by any means, electronic, mechanical, photocopying, recording, or otherwise, nor may these materials be modified or reposted to other sites, without the prior expressed written permission of the publisher.