

Service Alert

Mazda North American Operations
Irvine, CA 92618-2922



| | |
|--|-------------------------------------|
| Subject: DO NOT UPDATE BCM WITH MDARS ON MX-30 AND SOME MAZDA3 VEHICLES | Service Alert No.: SA-003/22 |
| | Last Issued : 03/04/2022 |

BULLETIN NOTES

This service alert supersedes the previously issued service alert listed below. The changes are noted in Red text.

| Previous SAs: | Date(s) Issued: |
|---------------|---------------------------------|
| SA-003/22 | 02/09/22, 02/04/22 and 01/21/22 |

APPLICABLE MODEL(S)/VINS

2019-2021 Mazda3
2020-2021 CX-30
2022 MX-30

DESCRIPTION

| | |
|---------------|---|
| Mazda3, CX-30 | <p>Prior to February 8, 2022, some vehicles may store DTC U0300:57 (Body control module (BCM) internal malfunction) and cannot be erased after a BCM replacement or MDARS BCM software update (NOT with BCM update for SSPC5 or 4621B using MDRT). This is caused by a BCM-VCM software error.</p> <p>Customers having this concern should have their vehicle repaired using the following repair procedure.</p> |
| MX-30 | <p>Some MX-30 vehicles may store DTC U0300:57 (Body control module (BCM) internal malfunction) and cannot be erased after a BCM replacement or MDARS BCM software update. This is caused by a BCM-VCM software error. Mazda is aware of the issue and is working on a resolution. If there is an issue with this concern, Mazda recommends putting customer in a loaner vehicle at this time.</p> <ul style="list-style-type: none">• DO NOT perform BCM software update with MDARS until further notice.• This SA will be updated with the newest repair information as it becomes available. |

REPAIR PROCEDURE

1. Verify concern (DTC U0300:57 stored and cannot be erased after a BCM replacement or MDARS BCM software update before February 8, 2022).
2. Perform MDARS BCM software update (except MX-30).

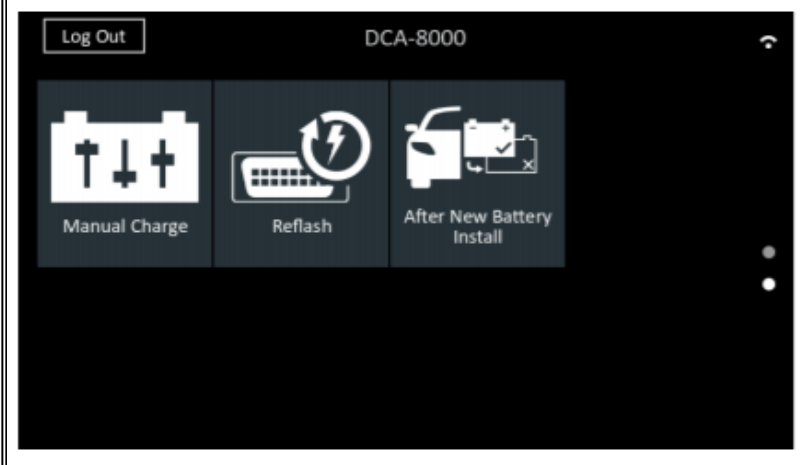
CONSUMER NOTICE: The information and instructions in this bulletin are intended for use by skilled technicians. Mazda technicians utilize the proper tools/ equipment and take training to correctly and safely maintain Mazda vehicles. These instructions should not be performed by "do-it-yourselfers." Customers should not assume this bulletin applies to their vehicle or that their vehicle will develop the described concern. To determine if the information applies, customers should contact their nearest authorized Mazda dealership. Mazda North American Operations reserves the right to alter the specifications and contents of this bulletin without obligation or advance notice. All rights reserved. No part of this bulletin may be reproduced in any form or by any means, electronic or mechanical--including photocopying and recording and the use of any kind of information storage and retrieval system ---without permission in writing.

MDARS BCM Software Update

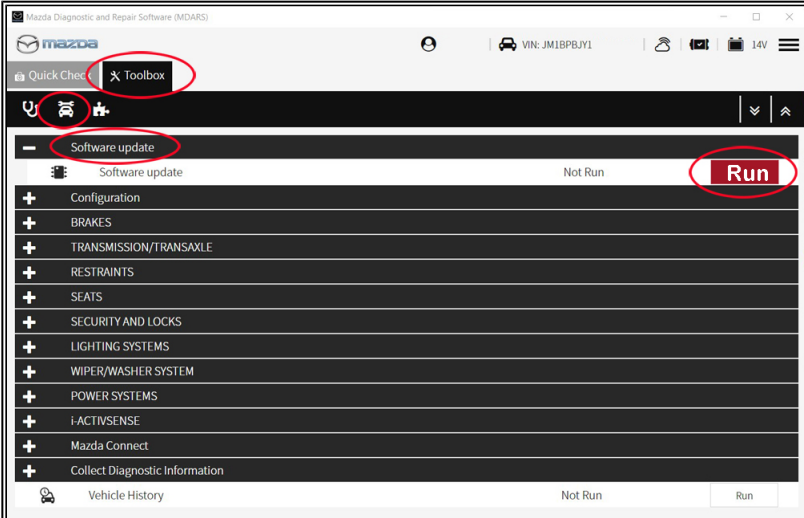
a. Set the DCA8000 to "Reflash" (PCM/module reflash) or "Manual Charge" (all other service).

NOTE:

- For Manual Mode, set Charge Value to "14.50 V" and Time Type to "CONTINUOUS".
- For additional information go to [SA-034/21](#).

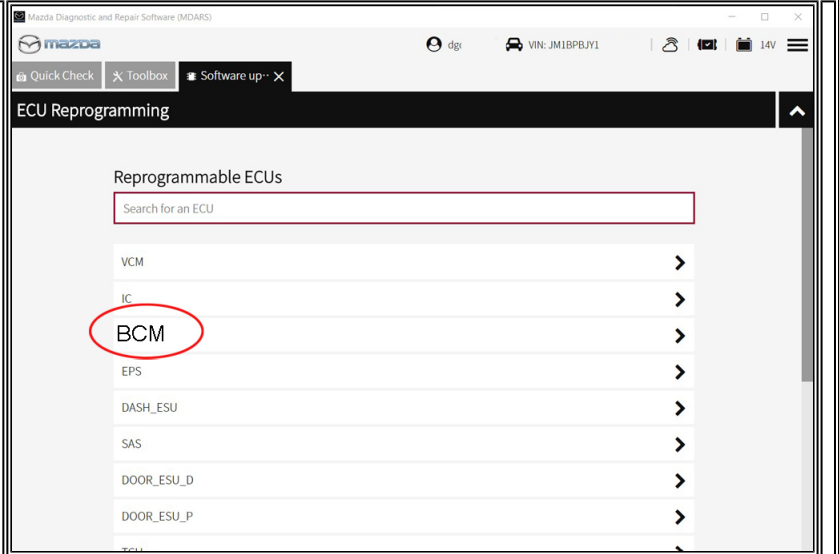


- b. Select Toolbox.
 c. Select Wrench mark icon.
 d. Select Software Update.
 e. Select Run.



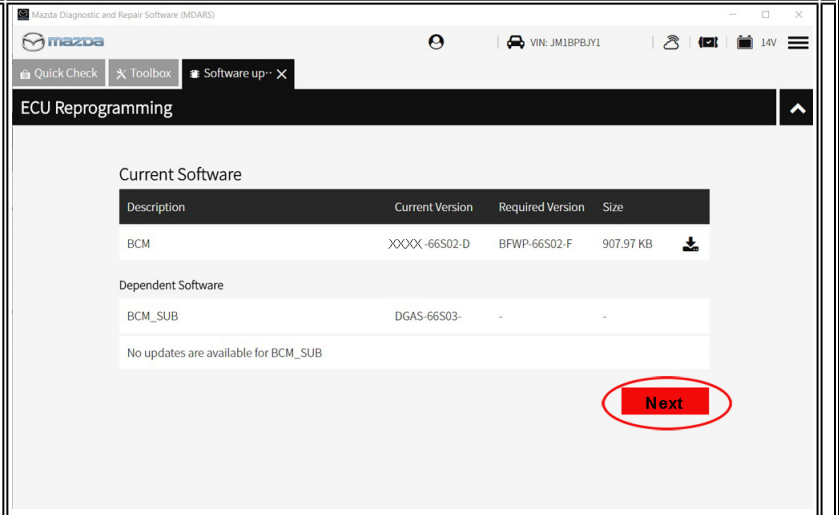
CONSUMER NOTICE: The information and instructions in this bulletin are intended for use by skilled technicians. Mazda technicians utilize the proper tools/ equipment and take training to correctly and safely maintain Mazda vehicles. These instructions should not be performed by "do-it-yourselfers." Customers should not assume this bulletin applies to their vehicle or that their vehicle will develop the described concern. To determine if the information applies, customers should contact their nearest authorized Mazda dealership. Mazda North American Operations reserves the right to alter the specifications and contents of this bulletin without obligation or advance notice. All rights reserved. No part of this bulletin may be reproduced in any form or by any means, electronic or mechanical--including photocopying and recording and the use of any kind of information storage and retrieval system ---without permission in writing.

f. Select BCM.



g. CX-30 only: Select "Next".

CAUTION: For Mazda3: Go to step h. DO NOT select "NEXT" until reading all of step h. If you select "NEXT" without reading all of step h, the vehicle will store a DTC that cannot be erased and the customer will have to be put in a loaner vehicle until a fix is available.

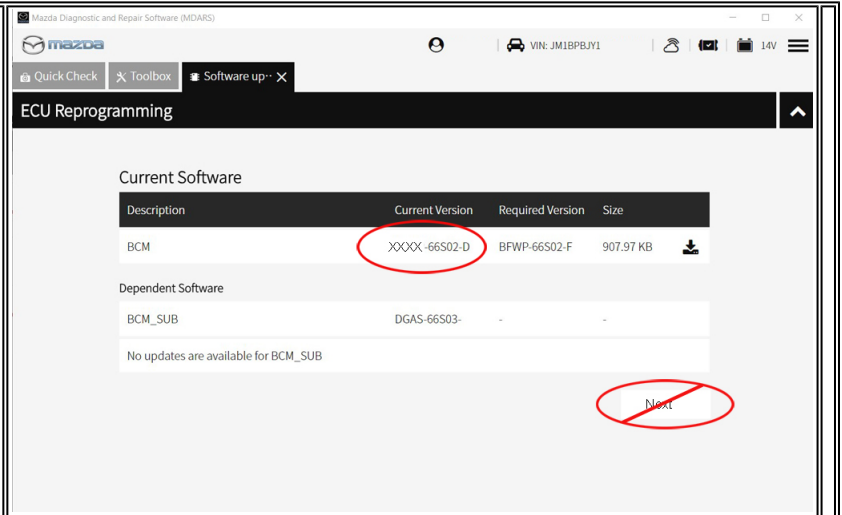


CONSUMER NOTICE: The information and instructions in this bulletin are intended for use by skilled technicians. Mazda technicians utilize the proper tools/ equipment and take training to correctly and safely maintain Mazda vehicles. These instructions should not be performed by "do-it-yourselfers." Customers should not assume this bulletin applies to their vehicle or that their vehicle will develop the described concern. To determine if the information applies, customers should contact their nearest authorized Mazda dealership. Mazda North American Operations reserves the right to alter the specifications and contents of this bulletin without obligation or advance notice. All rights reserved. No part of this bulletin may be reproduced in any form or by any means, electronic or mechanical---including photocopying and recording and the use of any kind of information storage and retrieval system ---without permission in writing.

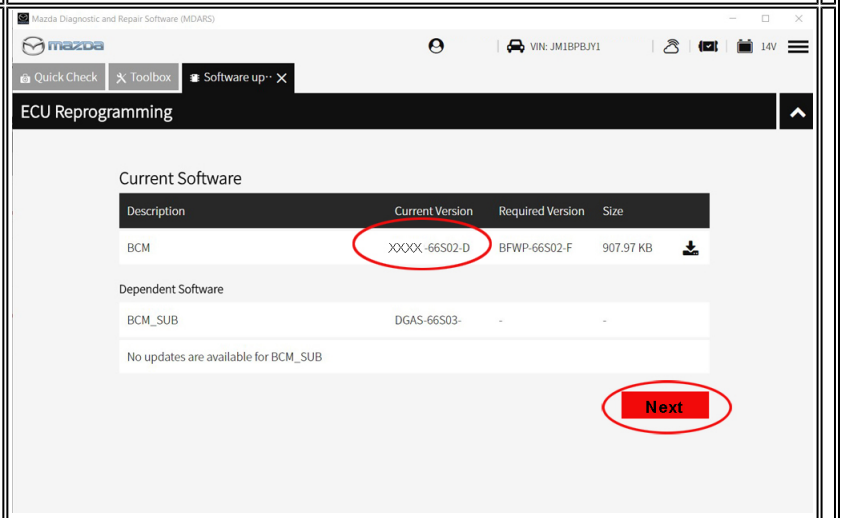
h. Mazda3 only: Check MDARS Current Version.

- If Current Version is one of the following, **DO NOT** Select "Next". Go to step i.
 - BFVV-66S02
 - BFWP-66S02
 - BGBL-66S02

NOTE: If you select "NEXT" with one of these Current Versions, the vehicle will store a DTC that cannot be erased and the customer will have to be put in a loaner vehicle until a fix is available.



- If Current Version is one of the following, select "Next".
 - BGMC-66S02
 - BGMJ-66S02
 - BGMR-66S02



i. (Mazda3 only)

- **DO NOT** perform BCM software update with MDARS until further notice.
- This SA will be updated with the newest repair information as it becomes available.

3. Verify repair.

CONSUMER NOTICE: The information and instructions in this bulletin are intended for use by skilled technicians. Mazda technicians utilize the proper tools/ equipment and take training to correctly and safely maintain Mazda vehicles. These instructions should not be performed by "do-it-yourselfers." Customers should not assume this bulletin applies to their vehicle or that their vehicle will develop the described concern. To determine if the information applies, customers should contact their nearest authorized Mazda dealership. Mazda North American Operations reserves the right to alter the specifications and contents of this bulletin without obligation or advance notice. All rights reserved. No part of this bulletin may be reproduced in any form or by any means, electronic or mechanical---including photocopying and recording and the use of any kind of information storage and retrieval system ---without permission in writing.

CALIBRATION**Japan built**

| Model | Year | VIN | | | File Name (BCM_MAIN) | File Name (BCM_SUB) | Note |
|---------------|------|------------|--------|--------|-------------------------|------------------------|----------------|
| | | | from | to | | | |
| Mazda3 4SD | 2021 | JM1BP***** | 318106 | 399999 | BFVW-66S02-F | DGAS-66S03- | Repair pending |
| | | JM1BP***** | 400001 | 404072 | BGMC-66S02-B | B1L4-66S03-A | |
| Mazda3 5HB | 2021 | JM1BP***** | 318106 | 399999 | BFWP-66S02-F | DGAS-66S03- | Repair pending |
| | | JM1BP***** | 400001 | 404072 | BGMJ-66S02-B | B1L4-66S03-A | |

Mexico built

| Model | Year | VIN | | | File Name (BCM_MAIN) | File Name (BCM_SUB) | Note |
|---------------|------|------------|--------|--------|-------------------------|------------------------|----------------|
| | | | from | to | | | |
| Mazda3 4SD | 2021 | 3MZBP***** | 208052 | 217294 | BGBL-66S02-F | DGAS-66S03- | Repair pending |
| | | 3MZBP***** | 250001 | 251172 | BGMR-66S02-B | B1L4-66S03-A | |
| CX-30 | 2021 | 3MVDM***** | 223608 | 276106 | DEJW-66S02-F | DGAS-66S03- | |
| | | 3MVDM***** | 300001 | 320220 | DHTV-66S02-B | B1L4-66S03-A | |

CONSUMER NOTICE: The information and instructions in this bulletin are intended for use by skilled technicians. Mazda technicians utilize the proper tools/ equipment and take training to correctly and safely maintain Mazda vehicles. These instructions should not be performed by "do-it-yourselfers." Customers should not assume this bulletin applies to their vehicle or that their vehicle will develop the described concern. To determine if the information applies, customers should contact their nearest authorized Mazda dealership. Mazda North American Operations reserves the right to alter the specifications and contents of this bulletin without obligation or advance notice. All rights reserved. No part of this bulletin may be reproduced in any form or by any means, electronic or mechanical---including photocopying and recording and the use of any kind of information storage and retrieval system ---without permission in writing.