



Technical Service Bulletin

| | | | |
|--|---|--|---|
| SUBJECT: NEW MODEL FEATURES & SERVICE INFORMATION - 2023 ECLIPSE CROSS | | | No: TSB-22-00-003 |
| | | | DATE: March 2022 |
| | | | MODEL: 2023 Eclipse Cross |
| CIRCULATE TO: | <input type="checkbox"/> GENERAL MANAGER | <input checked="" type="checkbox"/> PARTS MANAGER | <input checked="" type="checkbox"/> TECHNICIAN |
| <input checked="" type="checkbox"/> SERVICE ADVISOR | <input checked="" type="checkbox"/> SERVICE MANAGER | <input checked="" type="checkbox"/> WARRANTY PROCESSOR | <input checked="" type="checkbox"/> SALES MANAGER |

PURPOSE



This bulletin contains important new model service information and features for the 2023 Eclipse Cross (U.S. models only). Review the details that follow to familiarize yourself regarding new features and options. Refer to the 2023 Eclipse Cross Service Manual on MEDIC, MDL, or CD (p/n MSCD-020B-2023), and the Owner's Manual for details on these and other features.

AFFECTED VEHICLES

2023 Eclipse Cross

MODEL LINEUP

| Model | Engine | Transmission |
|-------|------------------------------|---|
| ES | 1.5L DOHC TC/IC MIVEC (4B40) | Continuously Variable Transmission (CVT) with 8-step Sport Mode |
| LE/SE | | |
| SEL | | |

SERVICE INFORMATION

See TSB-22-00-004 for Technical Specifications on the 2023 Eclipse Cross

NEW FEATURE HIGHLIGHTS

- LED headlights standard on ES and LE
- LED fog lights standard on ES
- New black 18" alloy wheels on LE, SE, and SEL models
- Silver painted front and rear skid plates on SE and SEL models
- Body colored front and rear bumper lower garnish on SEL models
- Body colored side door garnish on SEL models
- S-AWC standard (2WD trims eliminated) on ES, LE, SE, and SEL models
- 2WD trims eliminated on all Eclipse Cross models

Copyright 2022, Mitsubishi Motors North America, Inc.

The information contained in this bulletin is subject to change. For the latest version of this document, go to the Mitsubishi Dealer Link, MEDIC, or the Mitsubishi Service Information website (www.mitsubishitechno.com).

EXTERIOR

- Overall length extended more than five inches provides longer, sleeker proportions and more cargo capacity
- Upper light are daytime running lights with signals underneath and are much slimmer and sleeker
- All new rear improves visibility with single rear window

INTERIOR

- High-contrast color scheme with new light-gray surface emphasizes refined space
- Leather trimmed seats in two colors
- Seat heater for passenger
- New synthetic leather
- Standard reclining rear seats

COMMENTS

- Available on SEL
- Available on SEL
- Available on LE, SE, and SEL
- Available on SE
- Available on SEL Touring

ENGINE

- 1.5L DOHC TC/IC MIVEC (4B40)

COMMENTS

- Standard on all Eclipse Cross

CONVENIENCE

- Super-All Wheel Control (S-AWC)


COMMENTS

- Standard on all Eclipse Cross

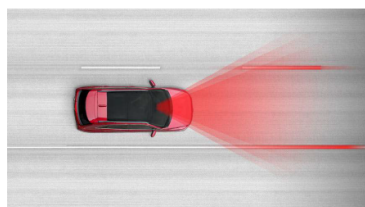
SAFETY

FCM/LDW/AHB


Forward Collision Mitigation (FCM) w/Pedestrian Detection and Lane Departure Warning (LDW) now standard on all Eclipse Cross trims. Automatic High Beam (AHB) systems are available on LE, SE, and SEL.



Forward Collision Mitigation (FCM) with pedestrian detection



Lane Departure Warning (LDW)



Automatic High Beam (AHB)*

*AHB available on LE, SE and SEL

TECHNOLOGY

- Available 8" display (LE, SE, and SEL)
- Available embedded Navigation system (SE PKG and SEL)
- Volume and tune dials

| | ES | LE | SE & SEL | SEL PKG |
|------|---|---|---|--|
| 2023 | 7" Display Audio  | 8" Smartphone-link Display Audio  | 8" Navigation system with Smartphone-link  | 8" Navigation system with Smartphone link & Mitsubishi Power Sound System (MPSS) |

MITSUBISHI POWER SOUND SYSTEM (MPSS)

- 510 watt audio system with 8 speakers, including subwoofer (SEL PKG)
- MPSS provides clean, smooth, and fresh sound
- Lively vocal and clear high-sound provides comfortable atmosphere

NEW TRIM FOR 2023

EXTERIOR

To further enhance Eclipse Cross the following enhancements are NEW:

- Lower side garnish in body color (A) on SEL
- 18" Black Wheel Design on LE, SE, and SEL
- LED fog lights on ES, LE, SE, and SEL



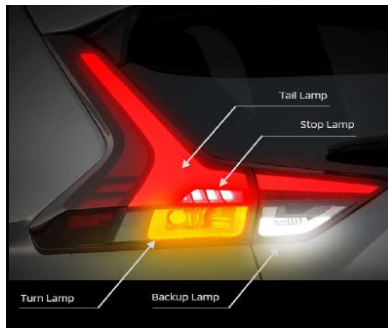
18" Black Wheel Design



LED Fog lights

EXTERIOR (Continued)

- Iconic rear lamp with 3-dimensional signature



EXTERIOR COLORS

| | Red Diamond | Alloy Silver | White Diamond | Labrador Black Pearl | Lightning Blue | Bronze Metallic | Mercury Gray |
|-----|-------------|--------------|---------------|----------------------|----------------|-----------------|--------------|
| ES | | | | | | | |
| LE | | | | | | | |
| SE | | | | | | | |
| SEL | | | | | | | |

INTERIOR

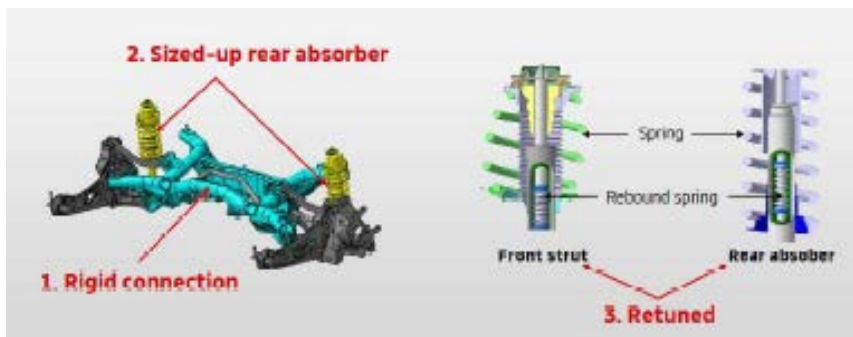
To further enhance the Eclipse Cross, SEL interior trim includes high contrast color scheme with light-gray surface.



SUSPENSION

Suspension specifications provide optimum response, nimble and secure feel.

- Rear suspension cross member connected by double vibration insulator for a more rigid connection (versus previous bushing)
- Sized-up rear absorber and fine-tuned damping force
- Fine-tuned rebound -spring of front strut and rear shock absorber



MODEL STANDARD EQUIPPED FEATURES

ES (standard features):

- 16" alloy wheels
- LED tail lights & DRL
- Telescopic steering wheel
- 7.0" Display Audio w/HD radio, 4 speakers, Bluetooth, Steering controls, (1) USB port
- Single-zone auto A/C
- Forward Collision Mitigation
- Lane Departure Warning
- Hill Start Assist
- Active Stability Control
- Remote Keyless Entry
- LED Headlights
- LED Fog Lights
- 4WD

LE (standard features):

- LED Fog lights
- LED Headlights
- Heated side mirrors
- Rain sensing wipers
- Heated front seats
- Leather steering wheel
- 8" Smartphone-Link Display Audio w/AA&CP
- SiriusXM w/3-month all trial access
- Voice Control on steering wheel
- 2 USB ports
- Sunglass holder
- Auto High Beam
- LE Black parts:
 - Black side mirrors
 - Black 18" alloy wheels
 - Gloss black window switch panel trim, hood badge, sport pedals, and rear bumper protector

SE (standard features):

- LED Headlights (Low/High)
- Auto light control
- Power folding side mirrors
- 18" two-ton alloy wheels
- 8-way power driver seat
- Synthetic suede seats
- Synthetic leather shifter
- Mitsubishi Connect
- 8 Navi w/AA & CP
- 6 speakers
- Dual zone auto A/C
- FAST-key entry system
- Auto dimming mirror
- Electronic Parking Brake
- Rear armrest
- Blind Spot Warning
- Rear Cross Traffic Alert

SEL (standard features):

- Paddle shifters
- Black headliner/pillars
- 8-way power passenger seat
- Leather seats
- Heated steering wheel
- 360 camera
- 8" Navi w/AA & CP
- Blind Spot Warning
- Rear cross traffic alert
- Body color lower side garnish

FACTORY OPTION PACKAGES

PANORAMIC SUNROOF PACKAGE - Available on SE Trim Levels

- Power Panoramic Roof
- Black Roof Rails

TOURING PACKAGE- Available on SEL Trim Levels

- Heated rear seats
- MPSS with 8 speakers
- HUD on screen
- FCM with high-speed capability
- Adaptive Cruise Control
- Auto dimming mirror w/Homelink
- Power panoramic sunroof
- Black roof rails

PORT OPTIONS (Optional Availability by Model)

| PACKAGE NAME | MODELS WITH OPTIONAL AVAILABILITY |
|--------------------------------|---------------------------------------|
| Tonneau Cover | ES |
| Dynamic Shield Illumination | LE, SE, SE Pano, SEL, and SEL Touring |
| Door Ground Illumination | SE, SE Pano, SEL, SEL Touring |
| Sophisticated Effects | All Models |
| Sporty Effects | All Models |
| Spoiler | All Models |
| Towing | All Models |
| LED Illumination | All Models |
| Style Illumination | ES, SE, SE Pano, SEL, SEL Touring |
| Cargo Essentials | All Models |
| Wheel Locks & Lugs (Black) | All Models |
| Wheel Locks (Chrome) | All Models |
| Mud Guards | All Models |
| Hood Emblem (Chrome) | ES, SE, SE Pano, SEL, SEL Touring |
| Hood Emblem (Black) | ES, SE, SE Pano, SEL, SEL Touring |
| Sports Pedals | All Models |
| All-Weather Essentials | All Models |
| Crossbars (for w/o Roof Rails) | ES, LE, SE, SEL |
| Crossbars (for w/ Roof Rails) | SE Pano and SEL Touring |
| Rear Parking Assist | All Models |
| Popular Value | ES, SE, SE Pano, SEL, SEL Touring |
| Protection Essentials | ES, SE, SE Pano, SEL, SEL Touring |
| Chrome Accents | ES, SE, SE Pano, SEL, SEL Touring |
| LE Plus | LE |
| Black Out | ES, SE, SE Pano, SEL, SEL Touring |

WARRANTY

| |
|---|
| ● Basic - 5 years or 60,000 miles |
| ● Powertrain - 10 years or 100,000 miles (original retail purchaser only). 5 years or 60,000 miles to subsequent owners. |
| ● Main Drive Battery - 10 years or 100,000 miles |
| ● Outer Panel Rust Perforation - 7 years or 100,000 miles |
| ● Adjustments - 1 year or 12,000 miles |
| ● Roadside Assistance - 5 years / unlimited miles |
| ● Emissions - Refer to the Warranty and Maintenance Manual for coverage details. |