

Service Update

N222362410 Main Body Wire Harness Contact Damage



Release Date: May 2022

Revision: 00

Attention: This service update includes vehicles in dealer inventory and customer vehicles that return to the dealership for any reason. This bulletin will expire at the end of the involved vehicle's New Vehicle Limited Warranty period.

Make	Model	Model Year		RPO	Description
		From	To		
BrightDrop	600 eLCV	2022	2022		

Involved vehicles are marked "open" on the Investigate Vehicle History screen in GM Global Warranty Management system. This site should always be checked to confirm vehicle involvement prior to beginning any required inspections and/or repairs.

Condition	Certain 2022 model year BrightDrop 600 eLCV vehicles have a main body wire harness (MBWH) that may come in contact with the lower intermediate steering shaft joint (bellows).
Correction	Dealers will install butyl patches, abrasion sleeves, and zip ties.

Parts

Quantity	Part Name	Part No.
1	Repair Kit	Parts will be directly shipped to affected dealers.

Parts Pre-Ship Information – For USA & Canada Only

An initial supply of repair kits will be pre-shipped to involved dealers of record. This pre-shipment is scheduled to begin the week of April 29, 2022. Pre-shipped parts will be charged to dealer's open parts account. Additional parts, if required, should be obtained from GMCCA.

Warranty Information


Labor Operation	Description	Labor Time	Trans. Type	Net Item
9106295	Repair (includes inspection)	0.7	ZFAT	N/A
	Add: Wire to Wire Repair	0.5		
	Add: Each Additional Wire	0.2		

Service Procedure

1. Lift the vehicle. Refer to *Lifting and Jacking the Vehicle* in SI.
2. Remove the front compartment air deflector. Refer to *Front Compartment Air Deflector Replacement* in SI.
3. Remove the left front tire and wheel assembly. Refer to *Tire and Wheel Removal and Installation* in SI.


Service Update

N222362410 Main Body Wire Harness Contact Damage



6043726

4. Locate the wire harness running along the driver's side frame rail beneath and behind the steering gear intermediate shaft as shown.
5. Inspect the wire harness for any damage.
 - If no damage is found, proceed to the next step.
 - If any damage is found, repair the wire harness. Refer to *Wire to Wire Repair* in SI.




6051378

6. Rotate the zip tie strap ends so the tie strap ends point either up or down as shown. They should not point toward the I shaft boot.


Service Update

N222362410 Main Body Wire Harness Contact Damage



6051425


7. Install four butyl patches in locations shown.



6051420

Service Update

N222362410 Main Body Wire Harness Contact Damage



6051422

8. Install the zip tie (1) through the bottom hole in the frame and feed it through the adjacent inner side rail hole as shown. Wrap the zip tie around the main body wire harness and tighten by hand, then use pliers to snug the zip tie down all the way.
9. Install the zip tie (2) through the holes that go directly through the center of the frame rail as shown. Wrap the zip tie around the main body wire harness and tighten by hand, then use pliers to snug the zip tie down all the way.
10. Clip the excess off both zip ties so they are flush with the heads.
11. Inspect the steering shaft boot for signs of damage.
 - If no damage is found, proceed to the next step.
 - If damage is found, open a new warranty line and replace the intermediate steering shaft under warranty. Refer to *Intermediate Steering Shaft Replacement* in SI.
12. Install the left front tire and wheel assembly. Refer to *Tire and Wheel Removal and Installation* in SI.
13. Install the front compartment air deflector. Refer to *Front Compartment Air Deflector Replacement* in SI.
14. Lower the vehicle. Refer to *Lifting and Jacking the Vehicle* in SI.

Dealer Responsibility

Whenever a vehicle subject to this service update enters your vehicle inventory or is in your facility for service in the future, and the vehicle is still covered under the New Vehicle Limited Warranty, you must take the steps necessary to be sure the service update correction has been made before selling or releasing the vehicle.

All new, used, GM Certified Used, courtesy transportation vehicles, dealer shuttle vehicles, etc. in dealers' possession and subject to this bulletin must be held and inspected/repared per the service procedure of this bulletin before customers take possession of these vehicles. Involved vehicles must be held and not delivered to customers, dealer-traded, released to auction, used for demonstration, or any other purpose.

All GM Certified Used vehicles currently in the dealers' inventory within the Certified Pre-Owned Inventory System (CPOIS) will be de-certified and must be held and remedied per the service procedure in this bulletin. Upon submitting an accepted/paid warranty transaction in the Global Warranty Management (GWM) system, the vehicle can be re-certified for sale within the CPOIS system, or once again be used in the CTP program.

Service Update

N222362410 Main Body Wire Harness Contact Damage



Dealer Reports

The Inventory tab of the Open Vehicle Report will contain Service Update Bulletin VINs that apply to this field action. This information is intended to assist dealers with the **PROMPT COMPLETION** of these vehicles. The Customer In-Service tab will not contain Service Update Bulletin VIN data because the intent of a Service Update Bulletin is to not inconvenience a customer with a special trip for service. Service Update Bulletins are to be completed when the customer is in for a regularly scheduled visit.

GM bulletins are intended for use by professional technicians, NOT a "do-it-yourselfer". They are written to inform these technicians of conditions that may occur on some vehicles, or to provide information that could assist in the proper service of a vehicle. Properly trained technicians have the tools, equipment, safety instructions, and know-how to do a job properly and safely. If a condition is described, **DO NOT** assume that the bulletin applies to your vehicle, or that your vehicle will have that condition. See your dealer for information on whether your vehicle may benefit from the information.



**We Support
Voluntary Technician
Certification**

GLOBAL SAFETY FIELD INVESTIGATIONS
DCS6141
URGENT - DISTRIBUTE IMMEDIATELY

Date: May 11, 2022

Subject: N222362410 - Service Update
Main Body Wire Harness Contacts Intermediate Steering Shaft Joint

Models: 2022 BrightDrop EV600

To: All General Motors Dealers

General Motors is releasing Service Update N222362410 today. The total number of U.S. vehicles involved is approximately 41. Please see the attached bulletin for details.

Global Warranty Management (GWM)

The Required Field Action section on the Investigate Vehicle History (IVH) screen will be updated May 11, 2022. A list of involved vehicles in dealer new inventory is attached to this message. Please hold all warranty transactions until IVH has been updated.

END OF MESSAGE

GLOBAL SAFETY FIELD INVESTIGATIONS