



# SERVICE BULLETIN

Classification: TF16-001D	Reference: NTB17-003D	Date: March 1, 2022
------------------------------	--------------------------	------------------------

## FLUID LEAK CAUSED BY TRANSFER ASSEMBLY RIGHT SIDE DRIVE SHAFT OIL SEAL

This bulletin has been amended. See **AMENDMENT HISTORY** on the last page.  
Please discard previous versions of this bulletin.

- APPLIED VEHICLES:**
- |                            |                               |
|----------------------------|-------------------------------|
| 2019-2021 Altima (L34)     | 2014 Pathfinder Hybrid (R52H) |
| 2015-2021 Murano (Z52)     | 2014-2020 Rogue (T32)         |
| 2016 Murano Hybrid (Z52H)  | 2017-2019 Rogue Hybrid (T32H) |
| 2013-2020 Pathfinder (R52) | 2017-2021 Rogue Sport (J11)   |

**APPLIED DRIVELINES:** AWD only

**NOTE:** Bulletin does not apply to S35 series Rogue/Rogue Select.

### SERVICE INFORMATION

If fluid is leaking from the front passenger (RH) side of the transfer assembly, refer to the information in this bulletin.

**NOTE:** The fluid leak is NOT caused by the dust seal shown in Figure 1.

1. **DO NOT REPLACE** the transfer assembly.
2. Replace the drive shaft oil seal and the dust seal.
  - The drive shaft oil seal and the dust seal can be replaced without removing the transfer assembly from the vehicle.
  - It is not necessary to remove the transfer cover to replace the drive shaft oil seal and the dust seal.
  - Refer to NTB21-094 for drive shaft oil seal and dust seal replacement.




Figure 1

Nissan Bulletins are intended for use by qualified technicians, not 'do-it-yourselfers'. Qualified technicians are properly trained individuals who have the equipment, tools, safety instruction, and know-how to do a job properly and safely. **NOTE:** If you believe that a described condition may apply to a particular vehicle, DO NOT assume that it does. See your Nissan dealer to determine if this applies to your vehicle.

## Essential Special Service Tools

Additional Essential Tools are available from Tech•Mate online [www.nissantechmate.com](http://www.nissantechmate.com) or by phone: 1-800-662-2001.



Figure 2




Figure 3



Figure 4



Figure 5

## Typical TY21C Transfer Assembly – Exploded View for Reference Only

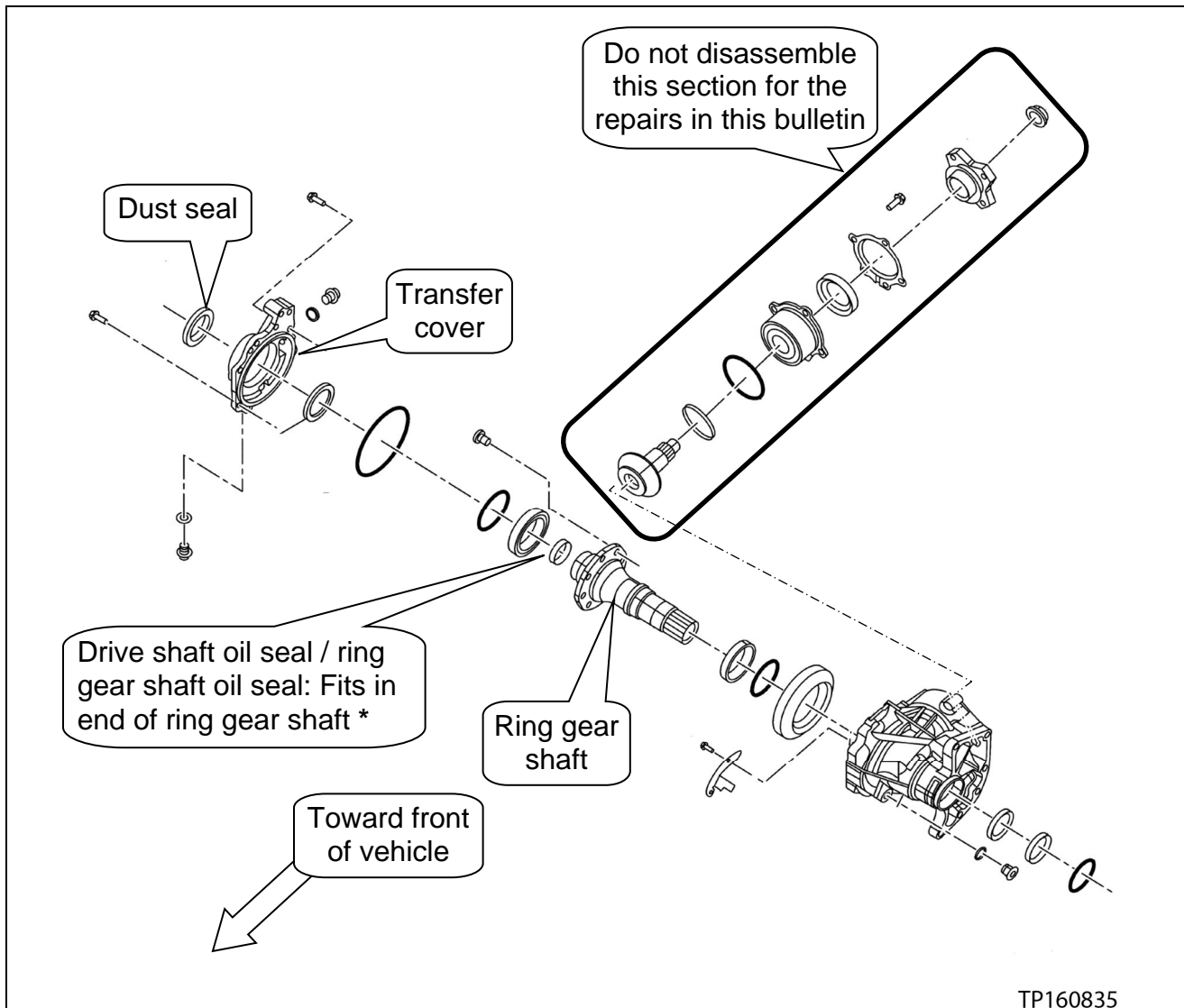


Figure 6

\* The seal causing the leak is called "Drive shaft oil seal" in the ESM for all applied models except Rogue, Rogue Hybrid, Rogue Sport, and Altima. For these vehicles, it is called "Ring gear shaft oil seal".




Figure 7

**NOTICE**

To avoid damage to the transfer assembly and new seals, use an appropriate seal installer and seal protector during the repair.

- This repair does NOT require transfer assembly removal from the vehicle.
- This repair does NOT require transfer cover removal from the transfer assembly.

## PARTS INFORMATION

DESCRIPTION	PART # PREFIX (1)	QUANTITY
SEAL-OIL, DRIVE PINION (Drive Shaft Oil Seal/Ring Gear Shaft Oil Seal)	33114	1
SEAL-OIL (Dust Seal)	33142	1
PIN-COTTER	40073	1
NUT-HEX (axle hub nut)	40262	1
NUT (lower strut nut)	01223	2

(1) Refer to the Electronic Parts Catalog and use the VIN to determine the correct complete Part Numbers for the vehicle you are working on.

## CLAIMS INFORMATION

Submit a Primary Part (PP) type line claim using the following claims coding:

DESCRIPTION	MODEL	PFP	OP CODE	SYM	DIA	FRT
Replace RH Front Axle Seal	Altima (L34)	(1)	KX05AA	ZR	53	2.2
	Murano (Z52)					2.0
	Murano Hybrid (Z52H)					1.8
	Pathfinder (R52)					2.0
	Pathfinder Hybrid (R52H)					1.8
	Rogue (T32)					1.0
	Rogue Hybrid (T32H)					1.1
	Rogue Sport (J11)					1.7

(1) Refer to the Electronic Parts Catalog and use the Drive Pinion Seal part number (33114-\*\*\*\*\*) as the Primary Failed Part.

## AMENDMENT HISTORY

<b>PUBLISHED DATE</b>	<b>REFERENCE</b>	<b>DESCRIPTION</b>
January 20, 2017	NTB17-003	Original bulletin published
March 25, 2020	NTB17-003A	APPLIED VEHICLES and PARTS INFORMATION revised
May 27, 2021	NTB17-003B	APPLIED VEHICLES revised, and two changes made to the QUANTITY column on page 6
February 16, 2022	NTB17-003C	Changes throughout
March 1, 2022	NTB17-003D	<b>CLAIMS INFORMATION</b> updated

