


Release Date	06/07/2022	Technical Service Bulletin		
46J3 UPDATE Replacing Servo Motor for Parking Brake (NVLW)				

Applicable Vehicles

Country	Beginning Model Year	Ending Model Year	Vehicle	Vehicle Count
USA	2022	2022	E-TRON GT	44
CAN	2022	2022	E-TRON GT	33

Revision History

Revision	Date	Purpose
1	June 07, 2022	Original publication

Condition/Technical Background

This Update has been proactively released to prevent the following condition(s) from occurring in the vehicle:	
Criteria	Technical Background
01	On Audi e-tron GT vehicles manufactured within a specific period, the dished springs in the Electro-Mechanical Parking Brake Motor for the parking brake may fail during their service life due to a production irregularity.

Remedy

Criteria	Remedy
01	Replace Electro-Mechanical Parking Brake Motor for parking brake on both sides of vehicle.

This Update is in effect until removed.

Vehicle must meet all of the following criteria:

- Procedure is valid only for vehicles that show the **46J3** code in the ELSA Campaign/Action Information screen on the day of repair.
- Vehicle must be within the New Vehicle Limited Warranty.
- Procedure must be performed within the allotted time frame stated in this Technical Service Bulletin.
- Procedure must be performed on applicable vehicles in dealer inventory prior to sale.

Service

NOTE:

- ELSA is the only valid inquiry/verification source. Check ELSA on the day this vehicle UPDATE will be performed to verify vehicle eligibility for the UPDATE. Status must show “open”. Attach an ELSA printout showing the “open” status to the repair order.
- If this UPDATE appears to have already been performed but the code still shows open in ELSA, contact Warranty before proceeding further. Another dealer may have recently performed this UPDATE but not yet entered a claim for it in the system.
- ELSA may also show additional open action(s); if so, inform your customer - this work can be done while the vehicle is in for this UPDATE.
- Contact the Warranty Helpline (U.S.) or the Warranty Campaign Specialist (Canada) if you have any questions.

Applicable criteria ID(s)	Campaign/Action Status
01 ← 2	Open ← 1

EXAMPLE

Campaign/Action	Start	Designation
← 3	2015-11-10	W-SERV_ACT -
	2018-12-13	RECALL -
	2017-05-16	A-RECALL -

EXAMPLE

- Enter the VIN in ELSA and proceed to the “Campaign/Action” screen.

TIP

On the date of repair, print this screen and keep a copy with the repair order.

- Confirm the Campaign/Action is open <arrow 1>. If the status is closed, no further work is required.
- Note the Applicable Criteria ID <arrow 2> for use in determining the correct work to be done and corresponding parts associated.

CRITICAL REPAIR STEP

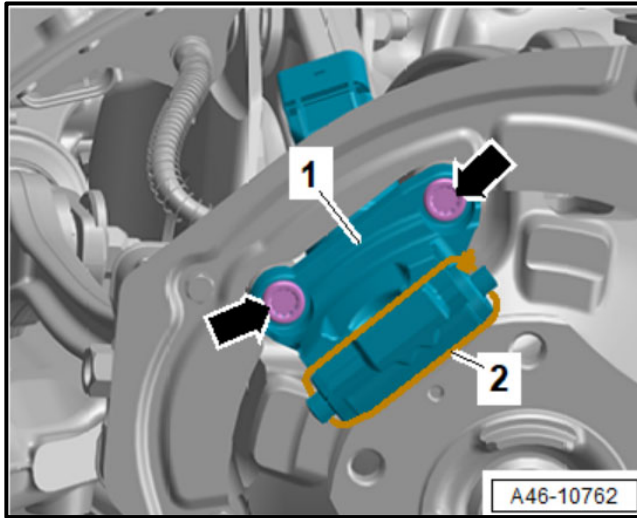
 **STOP!** 

If multiple software update Campaign/Actions are open, they must be performed in order of the Start date <arrow 3>. The oldest should be performed first.


- **All Safety Recalls must be completed prior to completing this campaign.**

46J3 UPDATE

Replacing Servo Motor for Parking Brake (NVLW)




- Replace Electro-Mechanical Parking Brake Motor for parking brake on both sides of vehicle.
- See ELSA Repair Manual: *Repair manual > Chassis > Brake System > 46 Mechanical Components > Parking Brake > Left Parking Brake Motor V282 / Right Parking Brake Motor V283 , Removing and Installing*


Release Date	06/07/2022	Technical Service Bulletin	
46J3 UPDATE			
Replacing Servo Motor for Parking Brake (NVLW)			

Warranty

Claim Entry Instructions			
After Update has been completed, enter claim as soon as possible to help prevent work from being duplicated elsewhere. Attach the ELSA screen print showing action <u>open on the day of repair</u> to the repair order.			
If customer refused campaign work or vehicle is out of the specified warranty parameter for this Update:			
<ul style="list-style-type: none"> ✓ <u>U.S. dealers:</u> Submit the request through Audi Warranty Online under the <u>Campaigns/Update</u> option. ✓ <u>Canada dealers:</u> Upload the repair order to Audi WIN/Operations/Campaign Closure. 			
Service Number	46J3		
Damage Code	0099		
Parts Vendor Code	002		
Claim Type	Sold vehicle: 7 10 Unsold vehicle: 7 90		
Causal Indicator	Mark ACTUATOR* (left) as causal part		
Vehicle Wash/Loaner	Do not claim wash/loaner under this action		
Criteria I.D.	01		
LABOR			
	Labor Op	Time Units	Description
	4663 55 99	180	Replace both rear electro-mechanical parking brake motors
	0150 00 00	Time stated on diagnostic protocol	GFF Operations
PARTS			
	Quantity	Part Number	Description
	1.00	9Y0907615	ACTUATOR* (left)
	1.00	9Y0907616	ACTUATOR (right)
	4.00	WHT005378	CYLINDER HEAD SCREW WITH TORX HEAD
	4.00	N 91183701 -or- N 91252201	BOLT - caliper - 358 mm brakes -or- BOLT - caliper - 410 mm brakes

Release Date	06/07/2022	Technical Service Bulletin	
46J3 UPDATE Replacing Servo Motor for Parking Brake (NVLW)			 Audi

-
- Additional Actions** Some of the affected vehicles may be involved in additional Actions. Please check your ELSA Campaign/Action Information screen so that any *additional required work can be done simultaneously*.
- Verifying Vehicle Eligibility** To verify vehicle eligibility for this Update, *always* check the ELSA Campaign/Action Information screen. The ELSA system is the *only* binding inquiry and verification system; other systems are not valid and *may result in non-payment* of a claim.
- Help for Claim Entry** For questions regarding claim entry, contact Audi Warranty.
- Required Customer Notification** Inform your customer in writing by recording on the Repair Order any and all work that was conducted on the vehicle, including any and all updates completed under this Update.

Release Date	06/07/2022	Technical Service Bulletin	
46J3 UPDATE Replacing Servo Motor for Parking Brake (NVLW)			


Required Parts

Parts Control Type: Free Order	Parts will be managed by Free Order
---	-------------------------------------

Initial Allocation: NO	There will be no parts allocation. Please reference the Repair Projection Tool (below) to view your potential VIN population.
---	---

Repair Projection Tool: (right click to open)	
--	---

Criteria	Quantity	Part Number	P.O.C. Part Description	Ordering Method
01	1	9Y0-907-615	ACTUATOR (left)	Free Order
	1	9Y0-907-616	ACTUATOR (right)	
	4	WHT-005-378	CYL SCREW	
	4	N -911-837-01 -or- N -912-522-01	BOLT - caliper - 358 mm brakes -or- BOLT - caliper - 410 mm brakes	
<i>Confirm <u>caliper bolt</u> part number in ETKA</i>				

 NOTE
The specified part numbers reflect the status at the start of this Update. Interim updates made in ETKA can cause a listed part number to become unavailable. In this case, the new part number specified in ETKA should be used.

- Properly store (retain), destroy or dispose of removed parts in accordance with all state/province and local requirements, unless otherwise indicated and/or requested through the Warranty Parts Portal (WPP) for U.S. and the Part Destruction and Core Disposition Report for Canada.

Additional Information

All parts and service references provided in this Update are subject to change and/or removal. Always check ELSA for the most current version of this document.