



RCA-18-22-002-1: Replace Rear Upper Lateral Links and Fasteners

Rivian is initiating a customer satisfaction campaign for some model year 2022 R1T vehicles that may have been built with rear left-hand (LH) and/or right-hand (RH) upper lateral link fasteners that were over-torqued. Over time, this over-torquing may cause the components, including the bolt, mounting bracket and upper lateral link bushing to deform, resulting in a loose joint. The loose joint could result in a loss of wheel camber setting and a noticeable change in handling characteristics and tire wear. The customer may also notice increased noise from the rear of the vehicle. Rivian will replace both the LH and RH upper lateral links and their associated fasteners. Rivian is launching this campaign for customer satisfaction and to ensure the quality of Rivian vehicles.

Document Type	Customer Satisfaction Campaign Bulletin
Date	June 8, 2022
Affected Region(s)	USA
Affected Model(s)	R1T
Model Year(s)	2022
Approximate Build Dates	August 2021 - December 2021
 Refer to the FSA Dashboard to determine if this document applies to a specific vehicle.	
Vehicle System	18 - Suspension
Minimum Service Location	Service Center

Required Parts

Part Number	Quantity	Engineering Name	Service Name/Notes
PT00001912-F	2	ASSY - UPR LATERAL LINK; RR	Link, Lateral, Rear, Upper, LH/RH
PT00018808-B	2	ECCENTRIC BOLT - M14-2.0x84.5; G10.9; HEX FLANGE; EXTERNAL DRIVE	
PT00018807-A	2	ECCENTRIC WASHER - M14; G10.9	
SC00004340-A	4	NUT - M14X2.0 HX FL CL10	
SC00002059-A	2	BOLT - M14X2.0X100 HX FL PIL CL10.9	


 **Attention:** The parts listed in this table are only for unique steps that are called out in this bulletin. Some sections of this bulletin might refer to Service Manual procedures which require additional parts. Always review the bulletin and all potentially related Service Manual procedures before ordering parts and beginning work.

Procedure

1. On both sides: Replace: Link, Lateral, Rear, Upper, LH (refer to service manual procedure 183215010).



Note: Replace the highlighted component(s).



2. Reinstall all components that were removed for access and replace all non-reusable components.

Labor Codes

Labor Code	Description
RCA182200200	RCA-18-22-002-1 not applicable
RCA182200201	Replace LH and RH rear upper lateral links and associated fasteners
Contact ServiceDocumentFeedback@rivian.com regarding labor codes and document content.	