


RCA-60-22-001-1: Replace Underbody Panel Fasteners

Rivian is initiating a customer satisfaction campaign for some 2022 R1T vehicles that may have been built with weakened fasteners that secure some underbody panels. Heavy impact to the underbody panels could cause the fasteners to shear off and the underbody panels to become loose. If a significant number of the fasteners are broken there is a possibility that the panel could drag on the ground or detach from the vehicle, though this condition has not been observed to date in any customer vehicle. Rivian will replace these fasteners. Rivian is launching this campaign for customer satisfaction and to ensure the quality of Rivian vehicles.

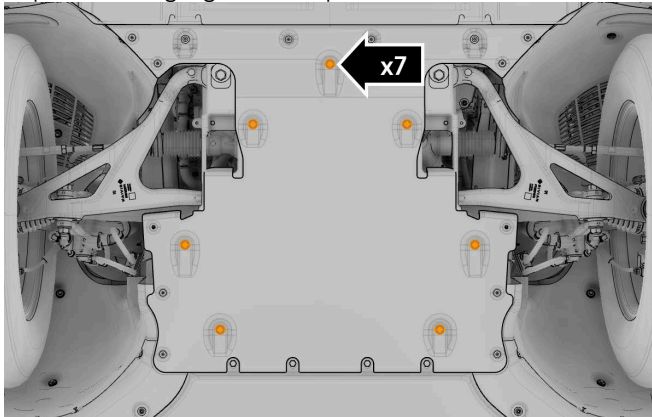
Document Type	Customer Satisfaction Campaign Bulletin
Date	June 10, 2022
Affected Region(s)	USA
Affected Model(s)	R1T
Model Year(s)	2022
Approximate Build Dates  Refer to the FSA Dashboard to determine if this document applies to a specific vehicle.	August 2021 - November 2021
Vehicle System	60 - Exterior Attachments
Minimum Service Location	Mobile

Parts Required

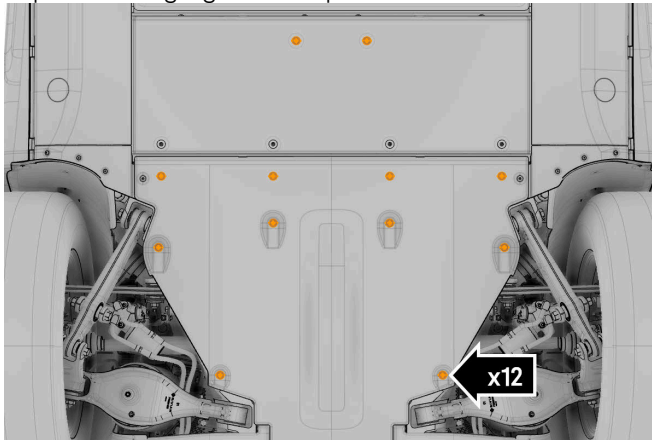
Part Number	Quantity	Engineering Name	Service Name/Notes
SC00015410-A	19	M6X1.0X19.45 PN TP WSHR FL MPS CL10.9 R105B	

Procedure

1. Raise and Support Vehicle (refer to service manual procedure 981020017).
2. Replace the highlighted component(s).



3. Replace the highlighted component(s).



Torque specifications in this section

Step Number	Torque (Nm)
2	9
3	9

Labor Codes

Labor Codes

Labor Code	Description
RCA602200100	RCA-60-22-001-1 not applicable
RCA602200101	Replace underbody panel fasteners
Contact ServiceDocumentFeedback@rivian.com regarding labor codes and document content.	