

Service Information

Special Tools and Equipment

Number: ATE-14-06

**Subject: Audi Minimum Required Tool Package
Shipment AT-357**

Date: April 02, 2014

Audi of America is pleased to inform you of the release and automatic delivery of Required Special Tools which are used on Audi A8 MY 2015, Audi A5, Audi A4 and Audi A3 vehicles.

Starting April 21, 2014, every Audi dealer will be shipped one AT-357 Special Tool Package, Freight F.O.B. Snap-On OEM and invoiced directly by the Audi Special Tools Program (Snap-On Business Solutions - SBS).


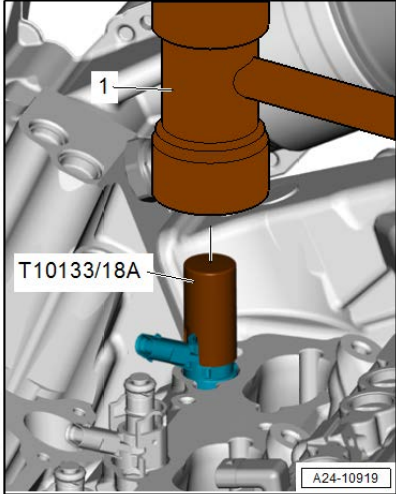


For dealers that wish to order additional AT-357 Special Tool Packages, please notify the Audi Tools and Equipment program by contacting us at 800-892-9650. Additional orders will be filled with remaining stock in the order received.

Shipping and billing inquiries should be directed to the Audi Tools and Equipment program @ (800-892-9650).


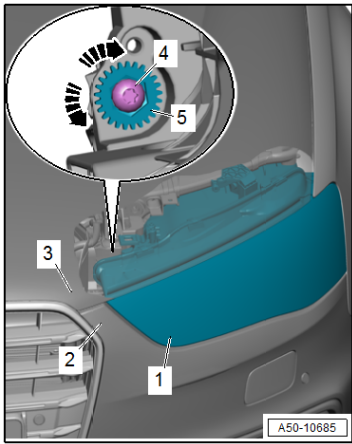
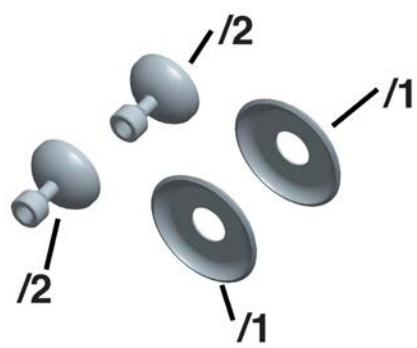
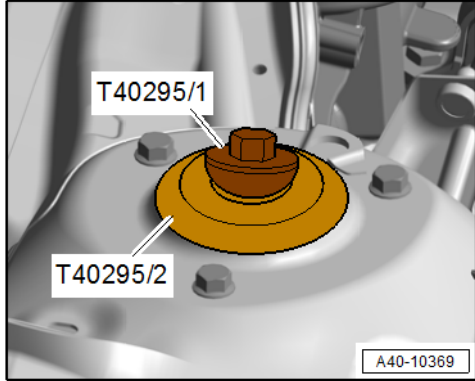
<u>Franchise Type</u>	<u>Package Qty</u>	<u>Dealer Price USA</u>	<u>Dealer Price Canada</u>
Audi Exclusive	6 Tools	\$315.30	\$380.80*
Audi/VW Dual	6 Tools	\$315.30	\$380.80*

Note * Canadian prices are subject to change. USD to CAD conversion will be calculated at time of invoicing at the current rate. Canadian pricing also accounts for importation costs from US to Canada.

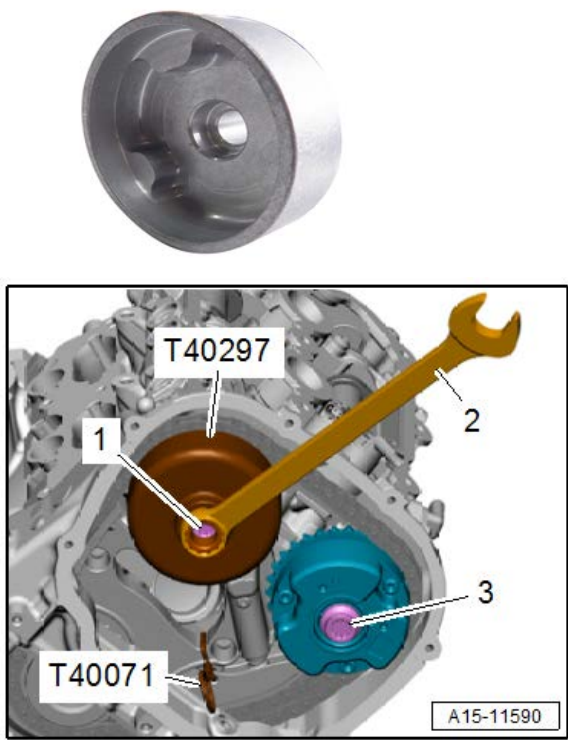
Service Information

Tool Description	Repair Group	Illustration
<p>T10133/18A Sleeve</p> <p>Used for removing high pressure injectors on 6-cyl, 3.0 liter, 4V supercharged direct injection engine (generation IV).</p> <p>Audi A8 2014> Note: To be stored in case for tool set T10133C</p>	24	 
<p>T10133/20 Puller</p> <p>Used for removing high-pressure injectors. Puller T10133/20 is used in conjunction with removal tool T10133/16A (Injector/Combustion Chamber Seal Tool Set - 16A).</p> <p>Audi A8 2014> Note: Storage area in case for tool set T10133C.</p>	24	 


Service Information

<p>T40281 Adjustment Tool</p> <p>Used for adjusting bumper.</p> <p>Audi A4 2008 ></p> <p>Audi A5 2008 ></p>	<p>63</p>	  <p style="text-align: right;">A50-10685</p>
<p>T40295 Assembly Tool</p> <p>Used for removal and installation of drive shaft.</p> <p>Audi A3 2013 ></p> <p>Running gear, axles, steering</p>	<p>40</p>	  <p style="text-align: right;">A40-10369</p>

Service Information

<p>T40297 Key</p> <p>Used for tensioning timing chain via camshaft adjuster on 6-cyl., 3.0 l, 4v supercharged direct injection engine (generation IV).</p> <p>Audi A8 2014></p>	<p>15</p>	
---	-----------	---

Service Information

<p>VAS6658 Heads Up Display Calibration Board</p> <p>The calibration board is required for alignment of the head-up display unit in the Audi A8.</p> <p>Two round holes in the acrylic glass board enable precise positioning of the head-up display.</p> <p>When performing this measure, the upper and lower trim of the test screen are checked.</p> <p>The square aperture provides a better overview when image distortions have to be eliminated with the aid of the diagnosis unit.</p> <p>The calibration board VAS 6658 can be used for left-hand drive and right-hand drive vehicles.</p> <p>The application is described in the workshop manual for the Audi A8 2014>.</p> <p>Recommended accessories: Storage bag VAS 6656/1 ASE 423 226 00 000</p> <p>Warranty 24 months</p> <p>Manufacturer Beissbarth GmbH</p> <p>ASE 423 336 00 000</p>	<p>90</p>	
--	-----------	--