

Technical product information

Topic	Night vision camera - Washer jet leaking
Market area	Bentley: worldwide (2WBE)
Brand	Bentley
Transaction No.	2051045/6
Level	EH
Status	Released for publishing
Release date	02-Nov-2022

New customer code

Object of complaint	Complaint type	Position
driver assist systems, convenience features -> night-vision enhancement -> camera cleaning (night vision system)	functionality -> without function / defect	

Vehicle data

Bentayga Series - New GT/C - New Flying Spur

Sales types

Type	MY	Brand	Designation	Engine code	Gearbox code	Final drive code
3S3*	2018	E		*	*	*
3S3*	2019	E		*	*	*
3S3*	2020	E		*	*	*
3S3*	2021	E		*	*	*
3S3*	2022	E		*	*	*
3S3*	2023	E		*	*	*
3S4*	2019	E		*	*	*
3S4*	2020	E		*	*	*
3S4*	2021	E		*	*	*
3S4*	2022	E		*	*	*
3S4*	2023	E		*	*	*
4V1*	2017	E		*	*	*
4V1*	2018	E		*	*	*
4V1*	2019	E		*	*	*
4V1*	2020	E		*	*	*
4V1*	2021	E		*	*	*
4V1*	2022	E		*	*	*
4V1*	2023	E		*	*	*
ZG2*	2020	E		*	*	*
ZG2*	2021	E		*	*	*
ZG2*	2022	E		*	*	*
ZG2*	2023	E		*	*	*
ZV1*	2023	E		*	*	*

Documents

Document name
master.xml

Customer statement / workshop findings

Washer fluid dripping/leaking from the night vision camera washer jet

Technical background

Please note: The photographs shown within this TPI are based on a New Continental GT/C vehicle however the process is similar regardless of vehicle type

Referring to Figure 1 - In the event the aforementioned symptom is evident the operative should refer to the Measure section of this TPI to replace the night vision washer jet (short link hose - Circled) which connects the night vision camera washer jet (A) to the washer jet supply hose connector (B)

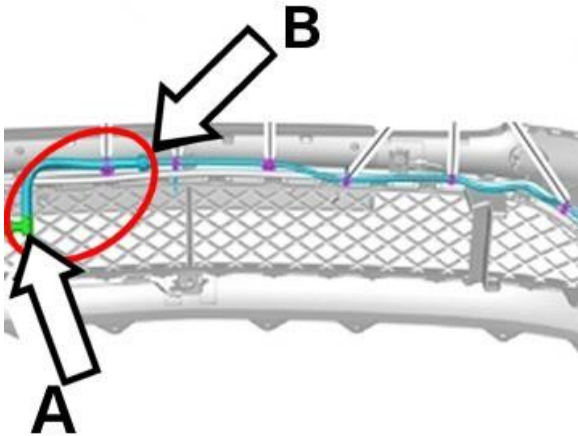


Figure 1

NOTE: For this particular procedure, the calibration of the night vision camera system is not required unless an issue is identified with the night vision camera system (resulting in camera replacement "For example")

Or

The vehicle is visiting the workshop for repairs which require calibration/adjustment to driver assist systems including the night vision camera

TIP: Refer to Rep.Gr 44 regarding calibration/adjustment requirements to driver assist systems for further details/clarification

Production change

-

Measure

- 1) Referring to Rep.Gr 63 Remove the front bumper lower inner grilles
- 2) Disconnect the hose from the night vision camera as shown in Figures 2 and 3

Please note: Washer fluid may leak once the hose is disconnected - Ensure a suitable container is used to collect the fluid, all fluid MUST be discarded as per all local environmental guidelines)



Figure 2



Figure 3

3) Referring to Figure 4

- Disconnect the hose from all applicable clipping points see example at (A)
- Disconnect the hose at (B)




Figure 4

4) Carry out a visual check to confirm all O-rings/seals are to specification

TIP: Referring to Figure 5 - The operative should disconnect the short hose from the hose assembly at the connection shown (Arrow)

The short hose section (A) should be fitted to the vehicle, the remaining part of the hose assembly can be discarded as per all local and environmental guidelines as this is not required to be fitted as part of this TPI unless unserviceable




Figure 5

5) Fit and connect the replacement night vision camera short link hose, ensuring all clips are reattached to all clipping points

TIP: In the event the replacement night vision washer hose cannot be fitted immediately, the operative must fit suitable caps/bungs to eliminate the risk of contamination/dirt ingress into the night vision camera washer system

6) Referring to Rep.Gr 63 - Refit the front bumper lower inner grilles

- Top up the washer fluid reservoir with approved washer fluid

Warranty accounting instructions

Time to replace the night vision camera washer jet (short) hose

All Models

Warranty Type 110 or 910

Damage Service Number 92 66

Damage Code 00 50

Labour

Labour Operation Code 92 54 19 50 (Use 99 index until 17/02/22)

Time 10 TU

Time to remove and refit both front inner grilles

Bentayga - New Continental GT/GTC

Labour Operation Code 66 04 19 00

Time 10 TU

New Flying Spur

Labour Operation Code 66 04 19 00

Time 20 TU

Parts information

Night vision camera washer jet hose (short section)

- Bentayga - 36A955970B
- New GT/GTC - 3SA955663
- New Flying Spur - 3SA955663A