

# Technical Bulletin


Model(s)	Year	Eng. Code	Trans. Code	VIN Range From	VIN Range To
Jetta	1999 – 2014	All	All	All	All
Sportwagen	1999 – 2014	All	All	All	All
Golf/Rabbit	1999 – 2014	All	All	All	All

## Condition

50 14 03 December 17, 2014 2011761 Supersedes Technical Bulletin V501204 dated May 10, 2012 to update include additional model years.

### Corrosion, Front Fenders, at Upper Wheel Opening (U.S. Only)

Surface corrosion or corrosion perforation can occur on various locations around the front wheel arch.



- Corrosion at front fender -arrows-, as shown.

### Note:

To determine if this procedure is covered under Warranty, always refer to the *Warranty Policies and Procedures Manual*.


Documentation required per *Warranty Policies and Procedures Manual*.

For vehicles outside of the Limited Warranty Against Corrosion Perforation this Technical Bulletin is for information only.

# Technical Bulletin

---

## Technical Background



- This condition may be due to the foam pad on the inner fender pressing against the upper edge of the fender, which chafes through the paint in the affected area.

## Production Solution

Improved process.


# Technical Bulletin

---

## Service

### Replace:

- Paint the new fender according to Volkswagen Guidelines.



- Apply the 3M™ Underseal Rubberized Undercoating, Part No: 08883, around the entire inner fender wheel arch flange while ensuring 100 percent coverage.

- Replace fender. See Repair Group 50 in Elsa.
- Trim the foam pad on the inner fender to create a 10mm gap between the wheel opening arch and foam pad, as shown.




### **Note:**

If foam pad is contaminated with salt, clean by using soap and water or is damaged, replace foam pad.

### Repair:

- Remove the Wheel Liner. See Repair Group 66 in Elsa.
- Remove the front fender. See Repair Group 50 in Elsa.
- Remove corrosion from fender using a pneumatic brush grinder.
- Paint the fender according to Volkswagen Guidelines.



- Apply the 3M™ Underseal Rubberized Undercoating, Part No: 08883, around the entire inner fender wheel arch flange while ensuring 100 percent coverage.

# Technical Bulletin

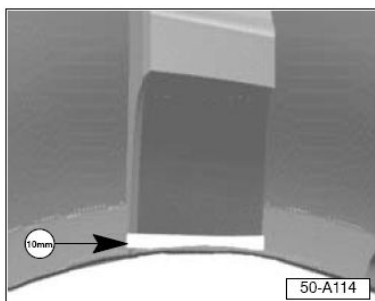
---



**Note:**

Use supplied directional valve and delivery straw for improved control during undercoating application.

- Reinstall the front fender. See Repair Group 50 in Elsa.



- Trim the foam pad on the inner fender to create a 10mm gap between the wheel opening arch and foam pad, as shown.



**Note:**

If foam pad is contaminated with salt, clean by using soap and water or is damaged, replace foam pad.

- Reinstall the wheel liner. See Repair Group 66 in Elsa.



**Note:**

When installing wheel housing liner, avoid contact with the edge of the fender. Adjust wheel housing liner, as necessary.

# Technical Bulletin

## Warranty

**!** **Note:**

- Dealers may complete the repair as described without prior authorization (through a WISE Warranty Repair Acceptance request).
- Documentation required: Clear pictures, completed estimate and body shop invoice must be saved and kept on file at the Dealership for audit purposes.
- This bulletin applies for 1 front fender. If both sides exhibit the corrosion they should be evaluated individually and claimed on separates lines. Total Body Painting Prep Time for both front fenders should be claimed on the first line only.
- Labor time units (TU), Material units (MU), and Material unit rate are correct at the time of publication. The time units and/or material units may differ if the repair catalogue is updated. The information in the repair catalogue applies, except for the open time items (labor operations ending in 99) which are calculated at actual time multiplied by the body shop labor rate. The material allowance (Paint material price per unit) is subject to change. Refer to **WISE > Resource Center > Forms > Paint/Corrosion for the most current forms.**
- This section is applicable for vehicles within the terms of Volkswagen's Limited Warranty Against Corrosion Perforation. For vehicles outside the terms of the Limited Warranty Against Corrosion Perforation this section is for information only.
- This bulletin may be provided to outside shops to ensure the proper repair is completed.

**!** **Note:**

**Claim Processing Options**

**Option 1:** Utilize the attached form examples and pre-populated forms on WISE to assist with calculating the reimbursement amounts. **This will expedite the claim review process and reduce the time to pay the claim.**

Note that miscalculations are subject to claim adjustment.

For the complete set of pre-populated Paint/Corrosion Claim Form templates associated with this Technical Bulletin, refer to WISE > Resource Center > Forms > Paint/Corrosion.

**Option 2:** Email repair estimates to [paintcamp@vw.com](mailto:paintcamp@vw.com). The Paint and Corrosion Team will calculate the warranty allowance and complete the required form(s) on behalf of the dealer.

<b>To determine if this procedure is covered under Warranty, always refer to the <i>Warranty Policies and Procedures Manual</i><sup>1)</sup></b>					
<b>Model(s)</b>	<b>Year(s)</b>	<b>Eng. Code(s)</b>	<b>Trans. Code(s)</b>	<b>VIN Range From</b>	<b>VIN Range To</b>
<b>Jetta</b>	<b>1999 – 2014</b>	<b>All</b>	<b>All</b>	<b>All</b>	<b>All</b>
<b>Sportwagen</b>	<b>1999 – 2014</b>	<b>All</b>	<b>All</b>	<b>All</b>	<b>All</b>



# Technical Bulletin

Golf	1999 – 2014	All	All	All	All
<b>SAGA Coding</b>					
<b>Claim Type:</b>	160 <sup>1)</sup>				
<b>Service Number:</b>	<b>Damage Code</b>	<b>HST</b>		<b>Damage Location (Depends on Service No.)</b>	
5055	0003	--		040 or 041	
<b>Parts Manufacturer</b>		Jetta (9M2,1K2,162)		040 or 041 <sup>2)</sup>	
		Sportwagen (1J6,1K5,AJ5)		040 or 041 <sup>2)</sup>	
		Golf (1J1,9B1,1K1,5K1)		040 or 041 <sup>2)</sup>	
<b>Repair</b>					
Please use the following part number in “Outside Materials” <sup>4)</sup>					
<b>LACKMATF: Paint and Materials</b>			<b>MU @ \$12 per unit</b>		
<b>3M™ Underseal Rubberized Undercoating</b>			<b>Claim Dollar Amount (MAX: \$40)</b>		
Please use the following Labor Operation in “Outside Labor” <sup>4)</sup>					
<b>Select the appropriate Labor Operation below:</b>			<b>Claim Dollar Amount</b>		
- L0010000: External Painting-straight color					
- L0020000: External Painting-metallic/2-layer					
- L0030000: External Painting-pearl color					
<b>Use this for all body repair in this bulletin:</b>			<b>Claim Dollar Amount</b>		
- A0041000: Body Shop repair no paint					
<b>Replace</b>					
Please use the following part number in “Outside Materials” <sup>4)</sup>					
<b>LACKMATF: Paint and Materials</b>			<b>MU @ \$12 per unit</b>		
<b>3M™ Underseal Rubberized Undercoating</b>			<b>Claim Dollar Amount (MAX: \$40)</b>		
Please use the following Labor Operation in “Outside Labor” <sup>4)</sup>					



# Technical Bulletin

<b>Select the appropriate Labor Operation below:</b> - L0010000: External Painting-straight color - L0020000: External Painting-metallic/2-layer - L0030000: External Painting-pearl color		Claim Dollar Amount
<b>Use this for all body repair in this bulletin:</b> - A0041000: Body Shop repair no paint		Claim Dollar Amount
<b>Causal Part:</b>		L00#0000
<b>Diagnostic Time <sup>4)</sup></b>		
<b>GFF Time expenditure</b>	01500000 = 00 TU max.	NO
<b>Road Test</b>	01210002 = 00 TU 01210004 = 00 TU	NO
<b>Technical Diagnosis</b>	01320000 = 00 TU	NO
<b>Claim Comment: Input "As per Technical Bulletin 2011761" in comment section of Warranty Claim.</b>		
<sup>1)</sup> For Vehicles outside the Limited Warranty Against Corrosion Perforation this bulletin is information only <sup>2)</sup> Corrosion claim vendor code will be the damage location. <sup>3)</sup> Labor Time Units (TUs) are subject to change with ELSA updates. <sup>4)</sup> Documentation required per <i>Warranty Policies and Procedures Manual</i> . <sup>5)</sup> See attachment "srt_reference_table.pdf" for labor time reference.		



# Technical Bulletin

---

## Required Parts and Tools

Description	Part No:	Quantity
Insulation	1K5 864 237 5K0 864 237 1K0 864 237 A 1J0 864 237 / 238 5C6 864 237 / 238	One of the listed parts will apply. See ETKA for proper Part application

For Special Tools, see repair manual.

## Additional Information

All part and service references provided in this Technical Bulletin are subject to change and/or removal. Always check with your Parts Dept. and Repair Manuals for the latest information.



Paint/Corrosion Claim Form



Das Auto.

Dealer No.  
Repair Order No.

400000  
910000

# Example - Repair

If repeat repair, provide explanation in box below:

## A5 Jetta

VIN (17-Digits)	3VWAL71K09M000000		
Color No. (4-digit ElsaPro Paint No.)	L041		
Dealer Labor Rate	100.00		
Paint material price per unit	12.00		
Dealer-owned paint shop?	<input checked="" type="radio"/>	Yes	<input checked="" type="radio"/> No
Original paint material?	<input checked="" type="radio"/>	Yes	<input checked="" type="radio"/> No

Service No.	Damage Code	Dmg Loc	Part manufacturer (Vendor Code)	Description of Repair	Paint Labor Operation(s)	Time Units	Mat'l Units
5055	0003	040	040	Paint one fender	50557903	70	3
				Verify <b>ALL</b> Labor Operation Time Units and Material Units			

Note: Authorization and claim reimbursement are contingent on the usage of original parts for the repair

Body Painting Prep Time	51017133	190
-------------------------	----------	-----

The vehicle history must be checked for any previous damage. Digital photographs must be included with the repair order per VWoA instructions. If there is a sublet invoice for painting, the invoice amount must be split between outside (sublet) labor and outside (sublet) material.

Paint Subtotal	260	3
----------------	-----	---

Part Number	Part Description	Part Qty	Part Price per Unit	Total Part Price	Description of Repair	Repair/Replace Labor Operation(s)	Time Units
08883	Rubberized Undercoating	1	\$ 15.00		Remove and install fender	50551950	70
					Remove and install bumper	63291900	70
					Repair one fender	50556300	70
					Seal body with rubberized undercoat	51017500	30

Example Part Qty and Part Price per Unit only  
All other parts should be claimed separately in the SAGA claim

Full pre-populated forms can be found in the following location:  
WISE > Resource Center > Forms > Paint/Corrosion > TB# Form specific to the vehicle and the repair.

Outside Material Part Amount Subtotal	\$	15.00	Body Labor Subtotal	240	
LACKMATF Total Paint Material Amount	\$	36.00	Total TU/MU	500	3
Total Parts Amount	\$	51.00			

VW Representative  
Authorization No.

TB 2011761

Authorization Date \_\_\_\_\_

Authorization valid until: \_\_\_\_\_

L00#0000	\$	260.00
A0041000	\$	240.00
Parts and Materials:	\$	51.00
<b>Total:</b>	<b>\$</b>	<b>551.00</b>

Warranty

\_\_\_\_\_  
VW Representative Name (printed)

\_\_\_\_\_  
VW Representative Signature

Paint/Corrosion Claim Form



Das Auto.

Dealer No. **400000**  
 Repair Order No. **910000**

**Example - Replace A5 Jetta**

If repeat repair, provide explanation in box below:

VIN (17-Digits)	3VWAL71K09M000000		
Color No. (4-digit ElsaPro Paint No.)	L041		
Dealer Labor Rate	100.00		
Paint material price per unit	12.00		
Dealer-owned paint shop?	<input checked="" type="radio"/>	Yes	<input checked="" type="radio"/> No
Original paint material?	<input checked="" type="radio"/>	Yes	<input checked="" type="radio"/> No

Service No.	Damage Code	Dmg Loc	Part manufacturer (Vendor Code)	Description of Repair	Paint Labor Operation(s)	Time Units	Mat'l Units
5055	0003	040	040	Paint one new fender	50556150	70	5
				Verify <b>ALL</b> Labor Operation Time Units and Material Units			

Note: Authorization and claim reimbursement are contingent on the usage of original parts for the repair

Body Painting Prep Time	51017153	160
-------------------------	----------	-----

The vehicle history must be checked for any previous damage. Digital photographs must be included with the repair order per VWoA instructions. If there is a sublet invoice for painting, the invoice amount must be split between outside (sublet) labor and outside (sublet) material.

Paint Subtotal	230	5
----------------	-----	---

Part Number	Part Description	Part Qty	Part Price per Unit	Total Part Price	Description of Repair	Repair/Replace Labor Operation(s)	Time Units
08883	Rubberized Undercoating	1	\$ 15.00		Remove and install fender	50551950	70
					Remove and install bumper	63291900	70
					Replace one fender	50555550	20
					Seal body with rubberized undercoat	51017500	30
				Example Part Qty and Part Price per Unit only			
				All other parts should be claimed separately in the SAGA claim			
				Full pre-populated forms can be found in the following location: WISE > Resource Center > Forms > Paint/Corrosion > TB# Form specific to the vehicle and the repair.			
Outside Material Part Amount Subtotal		\$ 15.00		Body Labor Subtotal		190	
LACKMATF Total Paint Material Amount		\$ 60.00		Total TU/MU		420	
Total Parts Amount		\$ 75.00				5	

VW Representative Authorization No. **TB 2011761**

Authorization Date \_\_\_\_\_

Authorization valid until: \_\_\_\_\_

L00#0000	\$ 230.00
A0041000	\$ 190.00
Parts and Materials:	\$ 75.00
<b>Total:</b>	<b>\$ 495.00</b>

Warranty  
 VW Representative Name (printed) \_\_\_\_\_

VW Representative Signature \_\_\_\_\_

## SRT Reference Table for TPI# 2011761

Repair (A4 Golf ) (Model 9B1, 1J1) 2004-2005		
<u>Body Labor</u>		
Labor Operation : Remove and install fender	50 55 19 50 = 90 TU	Multiply claim time units x warranty labor rate. Enter in SAGA under Outside Labor Operation: A0041000
Labor Operation : Remove and install bumper	63 29 19 00 = 90 TU	
Labor Operation: Repair one fender	50 55 63 00 = 70 TU	
Labor Operation : Seal Body with Rubberized Undercoat	51 01 75 00 = 30 TU – 1J1 51 01 75 01 = 30 TU – 9B1	
<u>Refinish Labor</u>		
Labor Operation 3): Body Prepare Painting (one or both)	51 01 71 33 = 190 TU	Multiply claim time units x warranty labor rate. Enter in SAGA under Outside Labor Operation:  L00#0000* *Please see warranty table for proper labor operation
Labor Operation: Paint one fender	50 55 79 03 = 90 TU – 1J1 50 55 79 03 = 110 TU – 9B1	
<u>Outside Materials</u>		
Labor Operation: Paint one fender	4 MU – 1J1 8 MU – 9B1	Multiply claim material units x \$12.00. Enter in SAGA under Outside Materials:  LACKMATF

## Replace (A4 Golf )(Model 9B1, 1J1) 2004-2005

### Body Labor

Labor Operation : Remove and install fender	50 55 19 50 = 90 TU	Multiply claim time units x warranty labor rate. Enter in SAGA under Outside Labor Operation: A0041000
Labor Operation : Remove and install bumper	63 29 19 00 = 90 TU	
Labor Operation : Seal Body with Rubberized Undercoat	51 01 75 00 = 30 TU – 1J1 51 01 75 01 = 30 TU – 9B1	

### Refinish Labor

Labor Operation 3): Body Prepare Painting (one or both)	51 01 71 53 = 160 TU – 1J1 51 01 71 53 = 110 TU – 9B1	Multiply claim time units x warranty labor rate. Enter in SAGA under Outside Labor Operation:  L00#0000* *Please see warranty table for proper labor operation
Labor Operation: Paint one new fender	50 55 61 50 = 70 TU – 1J1 50 55 61 50 = 110 TU – 9B1	

### Outside Materials

Labor Operation: Paint one new fender	4 MU – 1J1 6 MU – 9B1	Multiply claim material units x \$12.00. Enter in SAGA under Outside Materials:  LACKMATF
---------------------------------------	--------------------------	---

## Repair (A4 Jetta) (Model 9M2) 2004-2005

### Body Labor

Labor Operation : Remove and install fender	50 55 19 50 = 90 TU	Multiply claim time units x warranty labor rate. Enter in SAGA under Outside Labor Operation: A0041000
Labor Operation : Remove and install bumper	63 29 19 00 = 90 TU	
Labor Operation: Repair one fender	50 55 63 00 = 70 TU	
Labor Operation : Seal Body with Rubberized Undercoat	51 01 75 00 = 30 TU	

### Refinish Labor

Labor Operation 3): Body Prepare Painting (one or both)	51 01 71 33 = 190 TU	Multiply claim time units x warranty labor rate. Enter in SAGA under Outside Labor Operation:  L00#0000* *Please see warranty table for proper labor operation
Labor Operation: Paint one fender	50 55 79 03 = 90 TU	

### Outside Materials

Labor Operation: Paint one fender	4 MU	Multiply claim material units x \$12.00. Enter in SAGA under Outside Materials:  LACKMATF
-----------------------------------	------	---

## Replace (A4 Jetta ) (Model 9M2) 2004-2005

### Body Labor

Labor Operation : Remove and install fender	50 55 19 50 = 90 TU	Multiply claim time units x warranty labor rate. Enter in SAGA under Outside Labor Operation: A0041000
Labor Operation : Remove and install bumper	63 29 19 00 = 90 TU	
Labor Operation : Seal Body with Rubberized Undercoat	51 01 75 00 = 30 TU	

### Refinish Labor

Labor Operation 3): Body Prepare Painting (one or both)	51 01 71 53 = 160 TU	Multiply claim time units x warranty labor rate. Enter in SAGA under Outside Labor Operation:  L00#0000* *Please see warranty table for proper labor operation
Labor Operation: Paint one new fender	50 55 61 50 = 70 TU	

### Outside Materials

Labor Operation: Paint one new fender	4 MU	Multiply claim material units x \$12.00. Enter in SAGA under Outside Materials:  LACKMATF
---------------------------------------	------	---

## Repair (A4 Jetta Wagon ) (Model 1J6) 2004-2005

### Body Labor

Labor Operation : Remove and install fender	50551950 = 90 TU	Multiply claim time units x warranty labor rate. Enter in SAGA under Outside Labor Operation: A0041000
Labor Operation : Remove and install bumper	63 29 19 00 = 90 TU	
Labor Operation: Repair one fender	50 55 63 00 = 70 TU	
Labor Operation : Seal Body with Rubberized Undercoat	51 01 75 00 = 30 TU	

### Refinish Labor

Labor Operation 3): Body Prepare Painting (one or both)	51 01 71 33 = 190 TU	Multiply claim time units x warranty labor rate. Enter in SAGA under Outside Labor Operation:  L00#0000* *Please see warranty table for proper labor operation
Labor Operation: Paint one fender	50 55 79 03 = 90 TU	

### Outside Materials

Labor Operation: Paint one fender	4 MU	Multiply claim material units x \$12.00. Enter in SAGA under Outside Materials:  LACKMATF
-----------------------------------	------	---

## Replace (A4 Jetta Wagon ) (Model 9M2) 2004-2005

### Body Labor

Labor Operation : Remove and install fender	50 55 19 50 = 90 TU	Multiply claim time units x warranty labor rate. Enter in SAGA under Outside Labor Operation: A0041000
Labor Operation : Remove and install bumper	63 29 19 00 = 90 TU	
Labor Operation : Seal Body with Rubberized Undercoat	51 01 75 00 = 30 TU	

### Refinish Labor

Labor Operation 3): Body Prepare Painting (one or both)	51 01 71 53 = 160 TU	Multiply claim time units x warranty labor rate. Enter in SAGA under Outside Labor Operation:  L00#0000* *Please see warranty table for proper labor operation
Labor Operation: Paint one new fender	50 55 61 50 = 70 TU	

### Outside Materials

Labor Operation: Paint one new fender	4 MU	Multiply claim material units x \$12.00. Enter in SAGA under Outside Materials:  LACKMATF
---------------------------------------	------	---



## Repair (A5 Golf ) (Model 1K1) 2006-2009

### Body Labor

Labor Operation : Remove and install fender	50 55 19 50 = 70 TU	Multiply claim time units x warranty labor rate. Enter in SAGA under Outside Labor Operation: A0041000
Labor Operation : Remove and install bumper	63 29 19 00 = 70 TU	
Labor Operation: Repair one fender	50 55 63 00 = 70 TU	
Labor Operation : Seal Body with Rubberized Undercoat	51 01 75 00 = 30 TU	

### Refinish Labor

Labor Operation 3): Body Prepare Painting (one or both)	51 01 71 33 = 190 TU	Multiply claim time units x warranty labor rate. Enter in SAGA under Outside Labor Operation:  L00#0000* *Please see warranty table for proper labor operation
Labor Operation: Paint one fender	50 55 79 03 = 70 TU	

### Outside Materials

Labor Operation: Paint one fender	5 MU	Multiply claim material units x \$12.00. Enter in SAGA under Outside Materials:  LACKMATF
-----------------------------------	------	---

## Replace (A5 Golf ) (Model 9M2) 2004-2005

### Body Labor

Labor Operation : Remove and install fender	50 55 19 50 = 70 TU	Multiply claim time units x warranty labor rate. Enter in SAGA under Outside Labor Operation: A0041000
Labor Operation : Remove and install bumper	63 29 19 00 = 70 TU	
Labor Operation : Seal Body with Rubberized Undercoat	51 01 75 00 = 30 TU	

### Refinish Labor

Labor Operation 3): Body Prepare Painting (one or both)	51 01 71 53 = 160 TU	Multiply claim time units x warranty labor rate. Enter in SAGA under Outside Labor Operation:  L00#0000* *Please see warranty table for proper labor operation
Labor Operation: Paint one new fender	50 55 61 50 = 70 TU	

### Outside Materials

Labor Operation: Paint one new fender	5 MU	Multiply claim material units x \$12.00. Enter in SAGA under Outside Materials:  LACKMATF
---------------------------------------	------	---

## Repair (A5 Jetta ) (Model 1K2) 2005-2010

### Body Labor

Labor Operation : Remove and install fender	50 55 19 50 = 70 TU	Multiply claim time units x warranty labor rate. Enter in SAGA under Outside Labor Operation: A0041000
Labor Operation : Remove and install bumper	63 29 19 00 = 70 TU	
Labor Operation: Repair one fender	50 55 63 00 = 70 TU	
Labor Operation : Seal Body with Rubberized Undercoat	51 01 75 00 = 30 TU	

### Refinish Labor

Labor Operation 3): Body Prepare Painting (one or both)	51 01 71 33 = 190 TU	Multiply claim time units x warranty labor rate. Enter in SAGA under Outside Labor Operation:  L00#0000* *Please see warranty table for proper labor operation
Labor Operation: Paint one fender	50 55 79 03 = 70 TU	

### Outside Materials

Labor Operation: Paint one fender	3 MU	Multiply claim material units x \$12.00. Enter in SAGA under Outside Materials:  LACKMATF
-----------------------------------	------	---

## Replace (A5 Jetta ) (Model 1K2) 2005-2010

### Body Labor

Labor Operation : Remove and install fender	50 55 19 50 = 70 TU	Multiply claim time units x warranty labor rate. Enter in SAGA under Outside Labor Operation: A0041000
Labor Operation : Remove and install bumper	63 29 19 00 = 70 TU	
Labor Operation: Replace one fender	50 55 55 50 = 20 TU	
Labor Operation : Seal Body with Rubberized Undercoat	51 01 75 00 = 30 TU	

### Refinish Labor

Labor Operation 3): Body Prepare Painting (one or both)	51 01 71 53 = 160 TU	Multiply claim time units x warranty labor rate. Enter in SAGA under Outside Labor Operation:  L00#0000* *Please see warranty table for proper labor operation
Labor Operation: Paint one new fender	50 55 61 50 = 70 TU	

### Outside Materials

Labor Operation: Paint one new fender	5 MU	Multiply claim material units x \$12.00. Enter in SAGA under Outside Materials:  LACKMATF
---------------------------------------	------	---

## Repair (A5 Jetta Wagon ) (Model 1K5) 2009

### Body Labor

Labor Operation : Remove and install fender	50 55 19 50 = 70 TU	Multiply claim time units x warranty labor rate. Enter in SAGA under Outside Labor Operation: A0041000
Labor Operation : Remove and install bumper	63 29 19 00 = 70 TU	
Labor Operation: Repair one fender	50 55 63 00 = 70 TU	
Labor Operation : Seal Body with Rubberized Undercoat	51 01 75 00 = 30 TU	

### Refinish Labor

Labor Operation 3): Body Prepare Painting (one or both)	51 01 71 33 = 190 TU	Multiply claim time units x warranty labor rate. Enter in SAGA under Outside Labor Operation:  L00#0000* *Please see warranty table for proper labor operation
Labor Operation: Paint one fender	50 55 79 03 = 70 TU	

### Outside Materials

Labor Operation: Paint one fender	5 MU	Multiply claim material units x \$12.00. Enter in SAGA under Outside Materials:  LACKMATF
-----------------------------------	------	---

## Replace (A5 Jetta Wagon ) (Model 1K5) 2009

### Body Labor

Labor Operation : Remove and install fender	50 55 19 50 = 70 TU	Multiply claim time units x warranty labor rate. Enter in SAGA under Outside Labor Operation: A0041000
Labor Operation : Remove and install bumper	63 29 19 00 = 70 TU	
Labor Operation : Seal Body with Rubberized Undercoat	51 01 75 00 = 30 TU	

### Refinish Labor

Labor Operation 3): Body Prepare Painting (one or both)	51 01 71 53 = 160 TU	Multiply claim time units x warranty labor rate. Enter in SAGA under Outside Labor Operation:  L00#0000* *Please see warranty table for proper labor operation
Labor Operation: Paint one new fender	50 55 61 50 = 70 TU	

### Outside Materials

Labor Operation: Paint one new fender	5 MU	Multiply claim material units x \$12.00. Enter in SAGA under Outside Materials:  LACKMATF
---------------------------------------	------	---

## Repair (A6 Golf ) (Model 5K1) 2010-2011

### Body Labor

Labor Operation : Remove and install fender	50 55 19 50 = 90 TU	Multiply claim time units x warranty labor rate. Enter in SAGA under Outside Labor Operation: A0041000
Labor Operation : Remove and install bumper	63 29 19 50 = 40 TU	
Labor Operation: Remove and install radiator grille	66 05 19 00 = 20TU	
Labor Operation: Repair one fender	50 55 63 00 = 70 TU	
Labor Operation : Seal Body with Rubberized Undercoat	51 01 75 00 = 30 TU	

### Refinish Labor

Labor Operation 3): Body Prepare Painting (one or both)	51 01 71 33 = 190 TU	Multiply claim time units x warranty labor rate. Enter in SAGA under Outside Labor Operation:  L00#0000* *Please see warranty table for proper labor operation
Labor Operation: Paint one fender	50 55 79 03 = 70 TU	

### Outside Materials

Labor Operation: Paint one fender	4 MU	Multiply claim material units x \$12.00. Enter in SAGA under Outside Materials:  LACKMATF
-----------------------------------	------	---

## Replace (A6 Golf ) (Model 5K1) 2010-2011

### Body Labor

Labor Operation : Remove and install fender	50 55 19 50 = 90 TU	Multiply claim time units x warranty labor rate. Enter in SAGA under Outside Labor Operation: A0041000
Labor Operation : Remove and install bumper	63 29 19 50 = 40 TU	
Labor Operation: Remove and install radiator grille	66 05 19 00 = 20 TU	
Labor Operation : Seal Body with Rubberized Undercoat	51 01 75 00 = 30 TU	

### Refinish Labor

Labor Operation 3): Body Prepare Painting (one or both)	51 01 71 53 = 160 TU	Multiply claim time units x warranty labor rate. Enter in SAGA under Outside Labor Operation:  L00#0000* *Please see warranty table for proper labor operation
Labor Operation: Paint one new fender	50 55 61 50 = 50 TU	

### Outside Materials

Labor Operation: Paint one new fender	4 MU	Multiply claim material units x \$12.00. Enter in SAGA under Outside Materials:  LACKMATF
---------------------------------------	------	---



## Repair (A6 Jetta) (Model 162) 2011-2014

### Body Labor

Labor Operation : Remove and install fender	50 55 19 50 = 70 TU	Multiply claim time units x warranty labor rate. Enter in SAGA under Outside Labor Operation: A0041000
Labor Operation : Remove and install bumper	63 29 19 00 = 60 TU	
Labor Operation: Repair one fender	50 55 63 00 = 70 TU	
Labor Operation : Seal Body with Rubberized Undercoat	51 01 75 00 = 30 TU	

### Refinish Labor

Labor Operation 3): Body Prepare Painting (one or both)	51 01 71 33 = 190 TU	Multiply claim time units x warranty labor rate. Enter in SAGA under Outside Labor Operation:  L00#0000* *Please see warranty table for proper labor operation
Labor Operation: Paint one fender	50 55 79 03 = 70 TU	

### Outside Materials

Labor Operation: Paint one fender	4 MU	Multiply claim material units x \$12.00. Enter in SAGA under Outside Materials:  LACKMATF
-----------------------------------	------	---

## Replace (A6 Jetta ) (Model 162) 2011-2014

### Body Labor

Labor Operation : Remove and install fender	50 55 19 50 = 70 TU	Multiply claim time units x warranty labor rate. Enter in SAGA under Outside Labor Operation: A0041000
Labor Operation : Remove and install bumper	63 29 19 50 = 40 TU	
Labor Operation: Remove and install radiator grille	66 05 19 00 = 20 TU	
Labor Operation : Seal Body with Rubberized Undercoat	51 01 75 00 = 30 TU	

### Refinish Labor

Labor Operation 3): Body Prepare Painting (one or both)	51 01 71 53 = 160 TU	Multiply claim time units x warranty labor rate. Enter in SAGA under Outside Labor Operation:  L00#0000* *Please see warranty table for proper labor operation
Labor Operation: Paint one new fender	50 55 61 50 = 50 TU	

### Outside Materials

Labor Operation: Paint one new fender	4 MU	Multiply claim material units x \$12.00. Enter in SAGA under Outside Materials:  LACKMATF
---------------------------------------	------	---

## Repair (A6 Jetta Sportwagen) (Model AJ5) 2010-2014

### Body Labor

Labor Operation : Remove and install fender	50 55 19 50 = 90 TU	Multiply claim time units x warranty labor rate. Enter in SAGA under Outside Labor Operation: A0041000
Labor Operation : Remove and install bumper	63 29 19 50 = 40 TU	
Labor Operation: Remove and install radiator grille	66 05 19 00 = 20 TU	
Labor Operation: Repair one fender	50 55 63 00 = 70 TU	
Labor Operation : Seal Body with Rubberized Undercoat	51 01 75 00 = 30 TU	

### Refinish Labor

Labor Operation 3): Body Prepare Painting (one or both)	51 01 71 33 = 190 TU	Multiply claim time units x warranty labor rate. Enter in SAGA under Outside Labor Operation:  L00#0000* *Please see warranty table for proper labor operation
Labor Operation: Paint one fender	50 55 79 03 = 90 TU	

### Outside Materials

Labor Operation: Paint one fender	3 MU	Multiply claim material units x \$12.00. Enter in SAGA under Outside Materials:  LACKMATF
-----------------------------------	------	---

## Replace (A6 Jetta Sportwagen ) (Model AJ5) 2010-2014

### Body Labor

Labor Operation : Remove and install fender	50 55 19 50 = 90 TU	Multiply claim time units x warranty labor rate. Enter in SAGA under Outside Labor Operation: A0041000
Labor Operation : Remove and install bumper	63 29 19 50 = 40 TU	
Labor Operation: Remove and install radiator grille	66 05 19 00 = 20 TU	
Labor Operation : Seal Body with Rubberized Undercoat	51 01 75 00 = 30 TU	

### Refinish Labor

Labor Operation 3): Body Prepare Painting (one or both)	51 01 71 53 = 160 TU	Multiply claim time units x warranty labor rate. Enter in SAGA under Outside Labor Operation:  L00#0000* *Please see warranty table for proper labor operation
Labor Operation: Paint one new fender	50 55 61 50 = 50 TU	

### Outside Materials

Labor Operation: Paint one new fender	3 MU	Multiply claim material units x \$12.00. Enter in SAGA under Outside Materials:  LACKMATF
---------------------------------------	------	---