



GROUP	MODEL
Customer Satisfaction	2012-2022MY Multiple Models
NUMBER	DATE
2310 (Rev 1, 08/07/2023)	July 2023

TECHNICAL SERVICE BULLETIN

CUSTOMER SATISFACTION: KIA GENUINE

SUBJECT:

REMOTE START CONTROL MODULE UPGRADE FOR ANTI-THEFT LOGIC COMPATIBILITY (CS2310)

NOTICE

This bulletin has been revised to include additional information. New/revised sections of this bulletin are indicated by a black bar in the margin area.

This bulletin provides information to update the software logic in the Kia Genuine Remote Start Control Module on certain 2012-2022MY model vehicles listed on page 7. Vehicles equipped with a Kia Genuine Remote Start feature and have had the Anti-Theft software logic (CS230*) applied to the Integrated Body Control Unit (IBU) or Body Control Module (BCM) may experience five (5) inadvertent honks after starting the vehicle with the remote start feature. Follow the procedure outlined in this publication to upgrade the software logic of the Kia Genuine Remote Start Control Module as described in this bulletin on the applicable vehicle. Before conducting the procedure, verify that the Remote Start Module is a Kia Genuine Remote Start Module. The Kia Genuine Remote Start remote will have the old or new Kia logo printed and stamped on the back of the remote. **If the Remote Start Module is a Non-Kia Genuine Remote-Start Module or if the customer no longer has the remote start transmitter (FOB), the software update for this TSB does not apply.**

NOTICE

To assure complete customer satisfaction, always remember to refer to KDealer+ Warranty Coverage (validation) Inquiry Screen (Service → Warranty Coverage → Warranty Coverage Inquiry) for a list of any additional campaigns that may need to be performed on the vehicle before returning it to the customer.

IMPORTANT

The vehicle **MUST** be equipped with a Kia Genuine Remote Start Control Module.

If the vehicle is not equipped with a Kia Genuine Remote Start Control Module, the software update for this TSB does not apply. A photo of the Remote Start Control Module MUST be attached using the KVID app as a Warranty Claim Attachment type 'XX - Other'.

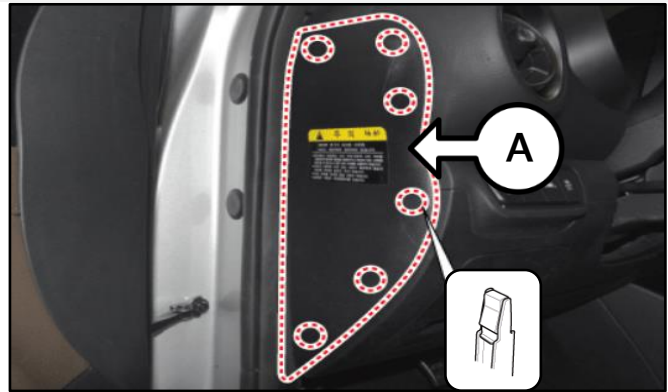
CUSTOMER SATISFACTION: KIA GENUINE REMOTE START CONTROL MODULE UPGRADE FOR ANTI-THEFT LOGIC COMPATIBILITY

SUBJECT:

CONTROL MODULE UPGRADE FOR ANTI-THEFT LOGIC COMPATIBILITY

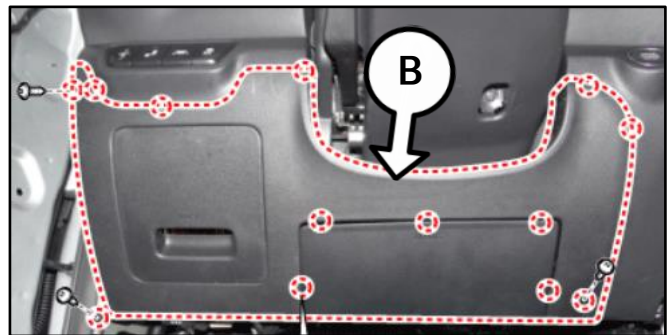
Removal Procedure:

1. Remove Crash Pad Side Cover LH (A).



(BDm model shown for reference purposes only)


2. Remove Crash Pad Lower Panel (B).



(BDm model shown for reference purposes only)

3. Locate the Remote Start Control Module (C).

Note: This TSB only applies to Kia Genuine Remote Start Control Modules. If the vehicle is equipped with a non-Kia Genuine Remote Start Module, **this TSB does not apply.**



Take a photo using the KDS (KVID APP) of the Remote Start Control Module. Photos **ARE REQUIRED** to be attached to ALL claims.

4. Cut the two (2) zip ties (D) securing the module to the vehicle.




Kia Genuine Remote Start Control Modules

SUBJECT:

**CUSTOMER SATISFACTION: KIA GENUINE REMOTE START
CONTROL MODULE UPGRADE FOR ANTI-THEFT LOGIC COMPATIBILITY**

5. Disconnect the three (3) connectors (E) to remove the Remote Start Control Module.



**CUSTOMER SATISFACTION: KIA GENUINE REMOTE START
CONTROL MODULE UPGRADE FOR ANTI-THEFT LOGIC COMPATIBILITY**

Remote Start Control Module Update Procedure:

1. Follow the [Download Directions](#) to install the "MOBIS KIA Rework Downloader 1.0.0 Setup.exe" to a computer. (Desktop or Laptop)

Note: Recommended computer

- Minimum Intel Core i3 CPU
- Minimum 4GB RAM
- Mac OS is not supported


IMPORTANT

The MOBIS Kia Rework Downloader software will only need to be installed to a computer (desktop or laptop) once.



2. Connect the remote-start control module (C) to the Remote Start Cable Update Kit (F), as shown.

P/N K0F57 ACJ00QQK

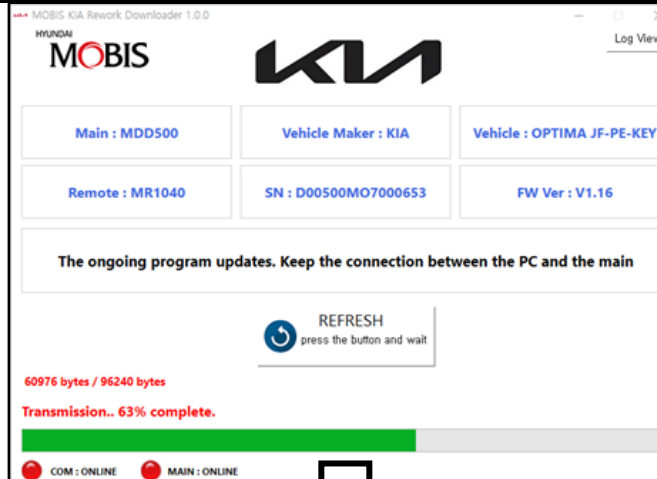


3. Connect the Remote Start Cable Update Kit (F) to the desktop or laptop computer, as shown.



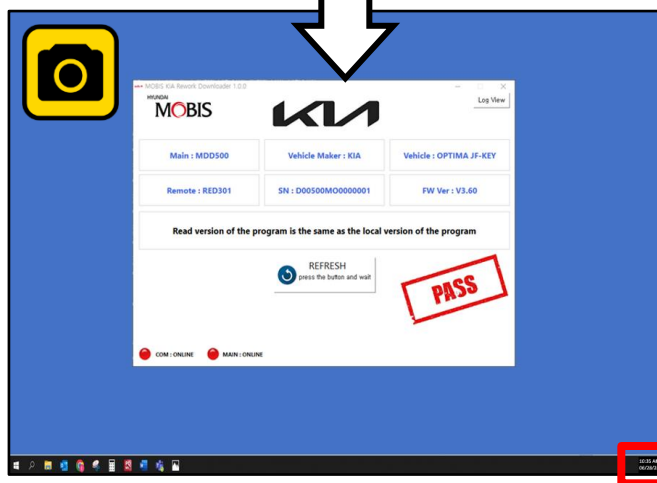
SUBJECT: CUSTOMER SATISFACTION: KIA GENUINE REMOTE START CONTROL MODULE UPGRADE FOR ANTI-THEFT LOGIC COMPATIBILITY

- Apply the Remote Start Control Module software upgrade.



IMPORTANT

Take a photo using the KDS (KVID APP) of the Remote Start Control Module software upgrade completion window including the date and time. Photos ARE REQUIRED to be attached to ALL claims. Failure to include the date and time may result in chargebacks.

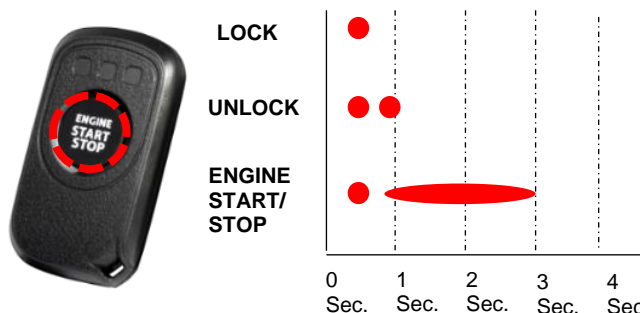


- Reinstall all removed parts in reverse order.

Note: Resecure the Remote Start Control Module with two (2) new zip-ties.

- Confirm normal vehicle operation by using the Remote Start remote.

- Door 'Lock' - Press button once
- Door 'Unlock' - press button twice
- 'Engine Start/Stop' - Press once, within three (3) seconds, press and hold the button for more than two (2) seconds.



**CUSTOMER SATISFACTION: KIA GENUINE REMOTE START
CONTROL MODULE UPGRADE FOR ANTI-THEFT LOGIC COMPATIBILITY**

SUBJECT:

Remote Start Module Part Number:

Vehicle	Part Number	Type
Soul (SK3)	K0F57AC300	Key
	K0F57AC301	
Optima (QF,TF)	4UF60AQ500	
	4UF60AQ501	
Optima (JF, JFa)	D5F57AC200	
	D5F57AC201	
	D5F57ACA00	
	D5F57ACA01	
Sedona (YP)	A9F60AQ500	
	A9F60AQ501	
	A9F57AC300	
	A9F57AC301	
Sorento (UM)	C6F57AC100	
	C6F57ACF00	
	C6F57ACF01	
	C6F57ACG00	
	C6F57ACG01	
Sorento (MQ4)	R5F57AC000	
Sportage (QL)	D9F57AC500	
	D9F57AC501	
	D9F57AC900	
	D9F57AC901	
Rio (UB)	1WF57AC100	
Forte (BD)	M7F57AC500	
	M7F57AC501	
Seltos (SP2)	Q5F57AC000	
K5 (DL3)	L3F57AC000	



SUBJECT:

CUSTOMER SATISFACTION: KIA GENUINE REMOTE START CONTROL MODULE UPGRADE FOR ANTI-THEFT LOGIC COMPATIBILITY

AFFECTED VEHICLE RANGE:


Model Year	Model	Production Date Range
20-22MY	Soul (SK3)	November 24, 2018 to December 11, 2021
11-15MY	Optima (QF, TF)	August 12, 2011 to October 2, 2015
16-18MY	Optima (JF)	February 2, 2016 - April 5, 2018
16-20MY	Optima (JFa)	August 28, 2015 to June 23, 2020
15-21MY	Sedona (YP)	July 29, 2014 to July 8, 2020
16-20MY	Sorento (UMa)	October 27, 2014 to November 4, 2020
21-22MY	Sorento (MQ4a)	September 10, 2020 to December 1, 2021
17-22MY	Sportage (QL)	December 10, 2015 to December 7, 2021
12-18MY	Rio (UB)	February 28, 2012 to March 31, 2017
19-22MY	Forte (BDm)	July 9, 2018 to October 22, 2021
21-22MY	Seltos (SP2)	November 21, 2019 to February 28, 2022
21-22MY	K5 (DL3)	March 27, 2020 to December 21, 2021

REQUIRED TOOL:

Tool Name	Figure	Comments
Computer (Desktop/Laptop)		Windows 7 or newer (Mac OS is <u>not</u> supported)
Remote Start Cable Update Kit		KOF57 ACJ00QQK

Note: Two (2) Remote Start Cable Update Kits (P/N KOF57 ACJ00QQK) were auto-shipped to dealers on June 23, 2023. For service/parts contact Snap-On Business Solutions (888) 542-1011.

REQUIRED PART:

Part Name	Part Number	Figure	Qty.
Zip-Tie	Locally Sourced		2



**CUSTOMER SATISFACTION: KIA GENUINE REMOTE START
CONTROL MODULE UPGRADE FOR ANTI-THEFT LOGIC COMPATIBILITY**

SUBJECT:

WARRANTY INFORMATION: PORT INSTALLED OPTION (PIO)**N Code: N99 C Code: C99**

Model	Claim Type	Causal P/N	Qty.	Repair Description	Labor Op Code	Op Time	Replacement P/N	Qty.
All	V	REMOT STRT	0	Inspection Non-Kia Genuine Remote Start Module	CS230XR0	0.1 M/H	N/A	0
K5 (DL3a)				(CS2301R) Remote Start Control Module Upgrade	CS230XR1	0.5 M/H		
Sportage (QL)				(CS2302R) Remote Start Control Module Upgrade	CS230XR2			
Optima (QF, TF, JF, JFa)				(CS2303R) Remote Start Control Module Upgrade	CS230XR3			
Sorento (UMa, MQ4a)				(CS2304R) Remote Start Control Module Upgrade	CS230XR4			
Forte (BD)				(CS2305R) Remote Start Control Module Upgrade	CS230XR5			
Soul (SK3)				(CS2306R) Remote Start Control Module Upgrade	CS230XR6			
Sedona (YP)				(CS2308R) Remote Start Control Module Upgrade	CS230XR8			
Seltos (SP2)				(CS2309R) Remote Start Control Module Upgrade	CS230XR9			

Use sublet code 'X1' with a maximum allowed amount of \$0.10 per vehicle for zip-ties.

Note: (1) KDS KVID photo of the Remote Start Control Module and (1) KDS photo of the software upgrade completion screen MUST be attached to the claim using KVID attachment type 'XX - Other' to claim Remote Start Control Module Upgrade Op Codes. **If the correct photos are not submitted, claims will be subject to chargeback.**

Once the remote start software update has been installed, CS2310 is complete. Any subsequent or follow-up concerns must be addressed according to normal Service/Warranty guidelines.

SUBJECT:

CUSTOMER SATISFACTION: KIA GENUINE REMOTE START CONTROL MODULE UPGRADE FOR ANTI-THEFT LOGIC COMPATIBILITY

The following claim submission information is for vehicles equipped with a Kia Genuine Remote Start Accessory that were not included in the "CS230*R" campaign:

GOODWILL REASON TYPE

IN WARRANTY: G60 - (WITHIN 5 YEARS OR 60,000 MILES, WHICHEVER COMES FIRST, STARTING FROM THE DATE THE VEHICLE WAS FIRST PUT INTO SERVICE.)

OUT OF WARRANTY: G41 - (OUTSIDE OF 5 YEARS OR 60,000 MILES, WHICHEVER COMES FRIST, STARTING FROM THE DATE THE VEHICLE WAS FIRST PUT INTO SERVICE.)

WARRANTY INFORMATION: DEALER INSTALLED OPTION (DIO)

N Code: I11 C Code: ZZ3

Model	Claim Type	Causal P/N	Qty.	Repair Description	Labor Op Code	Op Time	Replacement P/N	Qty.
All	G	REMOT SWGW	0	Inspection Non-Kia Genuine Remote Start Module	CS3010IO	0.1 M/H	N/A	0
				Remove Start Control Module Upgrade	CS3010RO	0.5 M/H		

Use sublet code 'X1' with a maximum allowed amount of \$0.10 per vehicle for zip-ties.

Note: (1) KDS KVID photo of the Remote Start Control Module and (1) KDS photo of the software upgrade completion screen MUST be attached to the claim using KVID attachment type 'XX - Other' to claim Remote Start Control Module Upgrade Op Codes. **If the correct photos are not submitted, claims will be subject to chargeback.** Refer to Warranty Bulletin 2023-18 for claim submission procedures.

Once the remote start software update has been installed, CS2310 is complete. Any subsequent or follow-up concerns must be addressed according to normal Service/Warranty guidelines.

