

REFERENCE:	TSB: 08-152-23 GROUP 08 - Electrical	Date:	June 23, 2023	REVISION:	08-032-17
VEHICLES AFFECTED:	**2010** - 2016 (LX) Chrysler 300 2011 - 2016 (LD) Dodge Charger 2015 - 2016 (LA) Dodge Challenger **2010** - 2014 (LC) Dodge Challenger	MARKET APPLICABILITY:			
		<input checked="" type="checkbox"/> NA		<input checked="" type="checkbox"/> MEA	
		<input type="checkbox"/> SA		<input type="checkbox"/> IAP	
		<input checked="" type="checkbox"/> EE		<input type="checkbox"/> CH	
CUSTOMER SYMPTOM:	The technician may experience a crank/no start after the fuel pump module was replaced.				
CAUSE:	Updated fuel pump and connector				

This bulletin supersedes Technical Service Bulletin (TSB) 08-032-17, date of issue April 11, 2017, which should be removed from your files. All revisions are highlighted with ****asterisks**** and include additional model years, updated photos and call-outs.

REPAIR SUMMARY:

This bulletin involves replacing the fuel pump connector harness (pigtail) when replacing the fuel pump module.

Old Fuel Pump Kit Part Numbers	New Fuel Pump Kit Part Numbers
05136022AI	05136022AJ
68102700AB	68102700AC
68103913AC	68103913AD
68145815AB	68145815AC

DISCUSSION:

When replacing the fuel pump module for any reason, the revised fuel pump kit will come with an updated harness connector. The harness connector **MUST** be replaced, even if there are no issues with the old connector. The new pump has the electrical terminals (pins) in different locations, as shown in (****Fig. 1**) , (**Fig. 2**) and (**Fig. 3**) .




Fig. 1
Old Harness Connector (LA/LD/LX)

- 1 - Fuel level signal 2
 - 2 - Fuel level sense return
 - 3 - Fuel level sensor signal
 - 4 - Fuel pump ground (-)
 - 5 - Fuel pump control output (B+)
-




Fig. 2
Old Harness Connector (LC)

- 1 - Fuel level sensor signal
 - 2 - Ground (-)
 - 3 - Fuel level signal 2
 - 4 - Fuel pump ground (-)
 - 5 - Fuel pump control output (B+)
-




Fig. 3
New Harness Connector

- 1 - Fuel level signal 2
- 2 - Fuel level sense return
- 3 - Fuel pump ground (-)
- 4 - Fuel level sensor signal
- 5 - Fuel pump control output (B+)**

The new fuel pump module kit comes with an instruction sheet (K6855971), showing how to install the new connector.

POLICY:

Reimbursable within the provisions of the warranty.

This bulletin is supplied as technical information only and is not an authorization for repair. No part of this publication may be reproduced, stored in a retrieval system, or transmitted, in any form or by any means, electronic, mechanical, photocopying, or otherwise, without written permission of FCA US LLC.