



Stacy L. Balzer  
 Director  
 Service Engineering Operations  
 Ford Customer Service Division

Ford Motor Company  
 P. O. Box 1904  
 Dearborn, Michigan 48121

November 6, 2023

**TO:** All U.S. Ford and Lincoln Dealers

**SUBJECT:** **Harvest Program 23H07**

Certain 2021-2023 Model Year F150, 2022 Model Year F53/F59 Stripped Chassis, 2022-2023 Model Year F650/F750, 2023 Model Year Ranger, 2024 Model Year Econoline  
 Body Control Module (BCM) Replacement

**PROGRAM TERMS**

This program will be in effect through November 30, 2024. There is no mileage limit for this program.

**AFFECTED VEHICLES**

Vehicle	Model Year	Assembly Plant	Build Dates
F150	2023	Dearborn	13-Nov-2022 through 02-Mar-2023
F150	2021-2023	Kansas City	09-Nov-2021 through 17-Jan-2023
F59/F53 Stripped Chassis	2022	Detroit Chassis	08-Aug-2022 through 08-Dec-2022
F650/F750	2022-2023	Ohio	17-Aug-2021 through 16-May-2022
Econoline	2024	Ohio	04-Jan-2023 through 04-Jan-2023

US population of affected vehicles: 14. Affected vehicles are identified in OASIS and FSA VIN Lists.

**REASON FOR THIS PROGRAM**

This is an investigation program by Ford Motor Company to obtain field parts for evaluation. In all of the affected vehicles, the Body Control Module (BCM) may have a capacitor installed that could fail and prevent the BCM from functioning. Ford is voluntarily conducting this program to evaluate the field performance and functionality of the obtained Body Control Modules. It is important that parts obtained from this program be returned to Ford for evaluation.

**SERVICE ACTION**

Dealers are to replace the BCM. This service must be performed on all affected vehicles at no charge to the vehicle owner.

To assist vehicle owners to have this repair completed when parts are available, dealers should:

- Arrange for a mobile repair at the owner's location, or:
- Arrange to pick up the owner's vehicle and drive it to the dealership for repairs.
  - Re-deliver the owner's vehicle after repairs have been completed.
- Pick-up and delivery and mobile service should be made available for all customers. Refer to the Rental and Claiming sections for further details.

## **OWNER NOTIFICATION MAILING SCHEDULE**

Owner letters are expected to be mailed the week of November 20, 2023. Dealers should repair any affected vehicles that arrive at their dealerships, whether or not the customer has received a letter.

## **ATTACHMENTS**

- Administrative Information
- Labor Allowances and Parts Ordering Information
- Technical Instructions
- Mobile Service Repair Assessment
- Mobile Repair/Vehicle Pickup and Delivery Record
- Owner Notification Letter

## **QUESTIONS & ASSISTANCE**

For questions and assistance, contact the Special Service Support Center (SSSC) via the SSSC Web Contact Site. The SSSC Web Contact Site can be accessed through the Professional Technician System (PTS) website using the SSSC link listed at the bottom of the OASIS VIN report screen or listed under the SSSC tab.

Sincerely,



Stacy L. Balzer

## Customer Satisfaction Program 23H07

### **MOBILE SERVICE REPAIR ASSESSMENT LEVEL**

-  - Light Mobile Service

### **MOBILE REPAIR RECOMMENDATIONS**

- Confirm with the customer a mobile repair is feasible.
- Check OASIS before going to the customer's home or business to confirm if any other outstanding FSA needs to be completed.
- Transportation – due to the simplicity of this repair, a specialty vehicle is not required.

### **MOBILE REPAIR ADDITIONAL INFORMATION**

Please ensure the technician brings the following to the mobile repair destination:

- Printed Technical Instructions
- Printed Repair/Work Order or any other necessary documentation as customer copy(s)
  - Documents could also be emailed to the customer.
- Shirt/uniform and vehicle graphic with the dealership or Ford logos are recommended.

### **MOBILE REPAIR QUESTIONS AND ASSISTANCE**

- For questions and assistance, contact the Special Service Support Center (SSSC) via the SSSC Web Contact Site. Work with Dealership warranty administrator to create a SSSC contact ID#.
- Once an SSSC agent responds to the new contact ID#, you may opt to call the SSSC hotline: (800) 325-5621.

### **MOBILE REPAIR CLAIMING QUESTIONS**

Dealers participating in the 2023 Remote Experience Program:

- Refer to Electronic Field Communication - EFC12071 2023 Remote Experience Program.

Dealers NOT participating in the 2023 Remote Experience Program:

- For questions and assistance, contact the Special Service Support Center (SSSC) via the SSSC Web Contact Site. Work with the Dealership warranty administrator to create an SSSC contact ID#.
- Once an SSSC agent responds to the new contact ID#, you may opt to call the SSSC hotline: (800) 325-5621.

### **OASIS ACTIVATION**

OASIS will be activated on November 6, 2023.

### **FSA VIN LISTS ACTIVATION**

FSA VIN Lists will be available through <https://web.fsavinlists.dealerconnection.com> on November 6, 2023. Owner names and addresses will be available by December 11, 2023.

**NOTE:** Your FSA VIN Lists may contain owner names and addresses obtained from motor vehicle registration records. The use of such motor vehicle registration data for any purpose other than in connection with this program is a violation of law in several states, provinces, and countries. Accordingly, you must limit the use of this listing to the follow-up necessary to complete this service action.

## Customer Satisfaction Program 23H07

### **SOLD VEHICLES**

- Owners of affected vehicles will be directed to dealers for repairs.
- Immediately contact any of your affected customers whose vehicles are not on your VIN list but are identified in OASIS. Give the customer a copy of the Owner Notification Letter (when available) and schedule a service date.
- Correct other affected vehicles identified in OASIS which are brought to your dealership.
- Dealers are to prioritize repairs of customer vehicles over repairs of new and used vehicle inventory.

### **STOCK VEHICLES**

- Correct all affected units in your new vehicle inventory before delivery.
- Use OASIS to identify any affected vehicles in your used vehicle inventory.

### **BRANDED / SALVAGED TITLE VEHICLES**

Affected branded / salvaged title vehicles are eligible for this service action.

### **OWNER REFUNDS**

Refunds are not approved for this program.

### **RENTAL VEHICLES**

Rental vehicles are not approved for this program.

### **PICK-UP AND DELIVERY- Participating Dealers**

Dealers participating in the Remote Experience Program:

- Refer to EFC12071, 2023 Remote Experience Program, Pickup & Delivery (PDL) Offset section for additional details.

### **PICK-UP AND DELIVERY- Non-participating Dealers**

Dealers not participating in the 2023 Remote Experience Program for Pick-up & Delivery are authorized to claim unique services for completing this program.

- Dealers are authorized to claim one-half labor hour per repair for vehicle pick-up & delivery services. Refer to Labor Allowances for details.
- Dealers must retain a Vehicle Pick-up & Delivery Record with the repair order documentation.

### **ADDITIONAL REPAIR (LABOR TIME AND/OR PARTS)**

Additional repairs identified as necessary to complete the FSA should be managed as follows:

- For related damage and access time requirements, refer to the Warranty and Policy Manual / Section 6 – Ford & Lincoln Program Policies / General Information & Special Circumstances for FSAs / Related Damage.
- For vehicles within new vehicle bumper-to-bumper warranty coverage, no SSSC approval is required, although related damage must be on a separate repair line with the “Related Damage” radio button checked.
  - Ford vehicles – 3 years or 36,000 miles
  - F-650/F-750 trucks – 2 years, regardless of miles driven
- For vehicles outside new vehicle bumper-to-bumper warranty coverage, submit an Approval Request to the SSSC Web Contact Site before completing the repair.

**Customer Satisfaction Program 23H07****CLAIMS PREPARATION AND SUBMISSION**

- **Claim Entry:** Enter claims using Dealer Management System (DMS) or One Warranty Solution (OWS) online.
  - When entering claims:
    - Claim type 31: Field Service Action
    - Sub Code: 23H07
    - Customer Concern Code (CCC): E40 - Body Electronic Module
    - Condition Code (CC): 12 - Improper Assembly
    - Causal Part Number: 15604, Quantity 0
  - For additional claims preparation and submission information, refer to the Recall and Customer Satisfaction Program (CSP) Repairs in the OWS User Guide.
- **Related Damage/Additional labor and/or parts:** Must be claimed as Related Damage on a separate repair line from the FSA with the same claim type and subcode as described in Claim Entry above.

**IMPORTANT:** Click the Related Damage Indicator radio button.
- **Pickup & Delivery:**
  - Dealers participating in the Remote Experience Program –
    - Refer to EFC12071, 2023 Remote Experience Program, Pickup & Delivery (PDL) Offset section for additional details.
  - Dealers NOT participating in the Remote Experience Program –
    - Dealers are authorized to claim one-half labor hour per repair for vehicle pick-up and delivery services.
    - Dealers must retain a Vehicle Pick-up and Delivery Record with the repair order documentation.
- **Mobile Repair:**
  - Dealers participating in the Remote Experience Program –
    - Refer to Electronic Field Communication - EFC12071 2023 Remote Experience Program.
  - Dealers NOT participating in the Remote Experience Program –
    - Mobile repair allowances can be claimed for dealer-performed mobile repairs. Dealers that are working with Ford-contracted mobile repair companies should refer to those companies for claiming instructions.
    - For dealer-performed mobile repairs, retain a copy of the Service Management signed record (see Repair Procedure Improvement & Revised Labor Time), with the repair order documentation.
    - Claim the mobile repair allowance Labor Operation Code 23H07 along with the applicable Labor Operation Code for the repair (refer to the Labor Allowances table in Labor Allowances and Parts Ordering Information).

Customer Satisfaction Program 23H07

**CLAIMS PREPARATION AND SUBMISSION (continued)**

- **Provision for shipping expenses:** Covers the shipping cost of the BCM.
  - Program Code: 23H07
  - Misc. Expense: FSAEXP
  - Misc. Expense: Claim total shipping cost. Include a copy of the shipping receipt when submitting the claim

Customer Satisfaction Program 23H07

**LABOR ALLOWANCES**

Description	Labor Operation	Labor Time
Replace BCM (Includes BCM Reprograming) – F150	23H07B	0.8 Hours
Replace BCM (Includes BCM Reprograming) – F53/F59	23H07C	0.6 Hours
Replace BCM (Includes BCM Reprograming) – F650/F750	23H07D	0.9 Hours
Replace BCM (Includes BCM Reprograming) – Econoline	23H07E	0.8 Hours
Mobile Service: <b>This allowance is only for <u>non-eligible</u> 2023 Remote Experience Program Dealers.</b> Can be used when the repair takes place away from the dealership If Additional Time is Required Due to Travel, Please Submit an SSSC Approval Form	23H07MM	0.5 Hours
Vehicle Pick-up and Delivery Allowance: <b>This allowance is only for <u>non-eligible</u> 2023 Remote Experience Program Dealers.</b> <b>NOTE:</b> This allowance is for dealer-performed vehicle pick-up/delivery for dealership repairs only. Can only be claimed once, regardless of outstanding FSAs repaired.	23H07PP	0.5 Hours

**PARTS REQUIREMENTS / ORDERING INFORMATION**

Part Number	Description	Order Quantity	Claim Quantity
MU5Z-15604-DB	Body Control Module – F150	1	1
LC2Z-15604-E/F	Body Control Module – F53/F59	1	1
LC4Z-15604-C	Body Control Module – MY F650/F750	1	1
LC2Z-15604-E	Body Control Module - Econoline	1	1

Order your parts requirements through normal order processing channels. To guarantee the shortest delivery time, an emergency order for parts must be placed.

**DEALER PRICE**

For the latest prices, refer to DOES II.

**Customer Satisfaction Program 23H07**

**PARTS RETENTION, RETURN, & SCRAPPING**

**Part Return Instructions:**

- Parts must be returned via FedEx to the following address:  
Quality Department  
Foresite Inc  
1982 S. Elizabeth  
Kokomo, IN 46902
- For shipping reimbursement, include a copy of the shipping invoice and tracking number when submitting the claim.

Follow the provisions of the Warranty and Policy Manual, Section 1 - WARRANTY PARTS RETENTION AND RETURN POLICIES. If a replaced part receives a scrap disposition, the part must be scrapped by all applicable local, state, and federal environmental protection and hazardous material regulations. Federal law prohibits selling motor vehicle parts or components that are under safety, compliance, or emissions recall.

**EXCESS STOCK RETURN**

The excess stock returned for credit must have been purchased from Ford Customer Service Division by Policy Procedure Bulletin 4000.

**REPLACED FSA PARTS INSPECTION AND SIGN OFF**

Effective March 1<sup>st</sup>, 2021, all parts replaced as part of an FSA repair with a repair order open date of March 1<sup>st</sup>, 2021, or later must be inspected and signed off on the repair order by a member of your dealer's fixed operations management team or an employee the task has been delegated to. If the task is to be delegated to a non-management employee, the employee needs to be someone other than the technician who completed the repair and needs to understand the importance of completing this task consistently and accurately.

- All parts replaced as part of an FSA repair should be returned to the parts department following the Warranty Parts Retention and Return Policies.
- Inspect the replaced parts to verify the FSA repair was completed.
- If the FSA repair is found to be complete, the designated employee signs the repair order line or parts return stamp area (electronic or hand signed) for the FSA repair indicating the parts were inspected and validated to have been replaced.
- After the parts have been inspected, they should be handled based on the guidance in the parts status report in the Online Warranty System (Hold, Return, CORE, Scrap, etc.). Please visit FMCDEALER > PARTS & SERVICE > WARRANTY ADMINISTRATION & WARRANTY PARTS RETURN for the latest [Immediate Scrap List](#) information.
- This process is subject to review during warranty audits for FSA repairs with a repair order open date of March 1<sup>st</sup>, 2021, or later. Any eligible FSA claims requiring parts replacement found not to have been inspected and signed off during a warranty audit will be subject to chargeback and consideration for enrollment into the Dealer Incomplete Recall Repair Process.



Customer Satisfaction Program 23H07

**REPLACED FSA PARTS INSPECTION AND SIGN OFF (continued)**

**Note:** Other approvals (electronic or handwritten) for add-on repair lines, dealer-owned vehicle repairs, and repeat repairs do not qualify as FSA parts inspection approvals. The post-repair FSA parts inspection process (electronic or handwritten) is independent of other warranty approval requirements. The approval by the designated employee implies that the FSA parts were found to be replaced and must be able to be identified on the Repair Order. If multiple FSAs require approval on a single Repair Order, each applicable occurrence will require individual post-repair approval by the designated employee.



Ford Motor Company  
Ford Customer Service Division  
P. O. Box 1904  
Dearborn, Michigan 48121

November 2023

Customer Satisfaction Program 23H07

Mr. John Sample  
123 Main Street  
Anywhere, USA 12345

Your Vehicle Identification Number (VIN): 12345678901234567

Ford is conducting a product investigation and we have identified that your vehicle may be equipped with a Body Control Module (BCM) that is not performing as intended due to a faulty capacitor. Ford is offering to inspect your vehicle free of charge and replace the BCM. Ford will use the parts from your vehicle to further evaluate this issue.

**Why are you receiving this notice?**

Ford Motor Company is voluntarily conducting a study on certain customer owned vehicles to proactively replace your vehicle's BCM and return it to Ford for further analysis. Inspecting your vehicle will help Ford complete its investigation.

**What will Ford and your dealer do?**

In the interest of customer satisfaction, Ford Motor Company has authorized your dealer to replace the BCM free of charge (parts and labor) under the terms of this program

**How long will it take?**

The time needed for this repair is less than one-half day. However, due to service scheduling requirements, your dealer may need your vehicle for a longer period of time.

**What should you do?**

Please call your dealer without delay to schedule a service appointment for Customer Satisfaction Program 23H07. Both keys are required to complete this repair. Please make sure they are available for the service appointment. Provide the dealer with your VIN, which is printed near your name at the beginning of this letter.

If you do not already have a servicing dealer, you can access [ford.com/support](https://ford.com/support) for dealer addresses, maps, and driving instructions.

Ford Motor Company wants you to have this service action completed on your vehicle. The vehicle owner is responsible for making arrangements to have the work completed.

**What if you no longer own this vehicle?**

If you no longer own this vehicle and have an address for the current owner, please forward this letter to the new owner.

You received this notice because our records, which are based primarily on state registration and title data, indicate that you are the current owner.

**Can we assist you further?**

If you have difficulties getting your vehicle repaired promptly and without charge, please contact your dealership's Service Manager for assistance.

RETAIL OWNERS: If you have questions or concerns, please contact our **Ford Customer Relationship Center at 1-866-436-7332** and one of our representatives will be happy to assist you. If you wish to contact us through the Internet, our address is: [ford.com/support](http://ford.com/support).

For the hearing impaired call 1-800-232-5952 (TDD). Representatives are available Monday through Friday: 8:00 AM – 8:00 PM (Eastern Time).

FLEET OWNERS: If you have questions or concerns, please contact our **Ford Pro Contact Center at 1-800-34-FLEET**, choose Option #1, and one of our representatives will be happy to assist you. If you wish to contact us through the Internet, our address is [fleet.ford.com](http://fleet.ford.com).

Representatives are available Monday through Friday: 7:00 AM – 11:00 PM and Saturday 7:00 AM – 5:00 PM (Eastern Time).

MOTORHOME OWNERS: If you have questions or concerns, please contact our **Motorhome Customer Assistance Center toll-free at 1-866-906-9811**. Representatives are available 24 hours a day.

Thank you for your attention to this important matter.

Ford Customer Service Division

Harvest Program 23H07

**MOBILE REPAIR / VEHICLE PICK-UP AND DELIVERY  
RECORD**

VIN \_\_\_\_\_ received (check one):

- Mobile Repair
- Pick-up and/or delivery service

As outlined below for the 23H07 Field Service Action program.

Mobile Repair – Date: \_\_\_\_\_

OR

Pick-up – Date: \_\_\_\_\_

Delivery – Date: \_\_\_\_\_

\_\_\_\_\_  
Repair Order #

\_\_\_\_\_  
Repair Order Date

\_\_\_\_\_  
Service Manager Signature

\_\_\_\_\_  
Date

Harvest Program 23H07













Mobile Service Repair Assessment

Assessment levels have been identified to help determine the ease of performing eligible mobile service repairs for a Field Service Action (FSA) outside of the dealership service facility.


**Dealer Bulletin**



Within the Administrative Information Attachment of the dealer bulletin a mobile service repair assessment level(s) will be provided. These assessment levels have been determined using the amount of time, equipment and labor identified to perform the intended service action.

**Assessment Levels**

-  - Mobile Reprogramming
-   - Light Mobile Service
-    - Enhanced Mobile Service
-     - Advanced Mobile Service
-  - Wheel and Tire Mobile Service
-  - Not a Mobile Service Repair

**Description of each level that is used to determine the overall assessment.**

-  – Mobile Reprogramming
  - Module Programming or similar type services
  - Minimum tools maybe required other than an **IDS/FDRS** setup
  - FDRS programming that requires internet connection (wi-fi or mobile hotspot)
  - Make sure vehicle has a charge port to ensure battery voltage is maintained during flashing of the module(s)
  - Repairs not greater than 1 hour in length (including time to wait for programming)

*Note: The location will need a charging station or wall box to maintain the 12-volt battery.*
-   – Light Mobile Service
  - Interior repair procedures that do not require seat, dash, or headliner removal
  - Under hood repairs that do not require large component removal
  - Exterior repairs that do not require large component/panel removal
  - Repairs may require standard hand tools (Access to a Technician starter kit or similar)

Harvest Program 23H07

   – Enhanced Mobile Service

- ***A two-person process is required anytime a procedure requires work under the vehicle***
  - Brake Inspection and Brake Repair/Replacement
  - Limited Suspension Component replacement (no alignment)
  - Under Vehicle access for limited repairs (no large component removal)
  - Vehicle Check Up - VCU
  - Pre-Delivery Inspection - PDI
  - Used Car Inspection/Presale Inspection
  - May require floor jack, jack stands, and impact tools
- Note: Wheel lock may be required.*

    – Advanced Mobile Service

- Fluid Exchange/Oil Change
- Light Repairs
- Brake Hydraulic Repairs

 – Wheel and Tire Mobile Service

- Tire Removal from Wheel
- Tire Balancing
- Tire Repair

*Note: Specialized Mobile Service unit and equipment including Tire balancer and Tire Changer required.*

 – Not a Mobile Service Repair

- Large component removal
- BEV Battery Replacement
- Requires a vehicle hoist – to complete the repair (more than inspection)
- Required vehicle alignment
- Requires significant vehicle disassembly
- Repairs greater than 2-3 hours
- Any repairs that require M-Time
- Includes a service procedure where the vehicle owner may be distressed about the state of their vehicle

## **CERTAIN 2021-2023 MODEL YEAR F-150, 2022 F53/59 STRIPPED CHASSIS, 2022-2023 MODEL YEAR F650/F750, 2024 MODEL YEAR ECONOLINE VEHICLES — BODY CONTROL MODULE REPLACEMENT**

### **SERVICE PROCEDURE**

**NOTE: Verify at least 2 of the vehicle keys are available prior to carrying out this procedure.**

For vehicles without Intelligent Access (IA), all vehicle keys are erased during key programming. If the vehicle is equipped with a Remote Function Actuator (RFA) module, the keys will not need to be programmed because the RFA module retains the key programming information.

**NOTE:** When any vehicle module is being programmed, connect an external battery charger to make sure that the module programming is completed without the interruption due to the load shedding feature becoming active. The external battery charger must maintain a system voltage above 13 volts. This can require a charger setting higher than the lowest charge setting. The external battery charger negative connection must be made to an engine or vehicle chassis ground and not the negative battery terminal. If the connection is to the negative battery terminal, load shedding cannot be prevented from being invoked and module programming may be corrupted. After charging has begun, start the engine to clear any load shed states and then turn the engine off and proceed with programming.

1. Replace the Body Control Module. Follow the Workshop Manual procedures in Section 419-01.

**IMPORTANT NOTE: Federal law prohibits selling motor vehicle parts or components that are under safety, compliance, or emissions recall. Unless a part is requested to be returned to Ford, all parts replaced under this FSA must be scrapped in accordance with all applicable local, state and federal environmental protection and hazardous material regulations. Refer to the Parts Retention, Return, & Scrapping section of the FSA dealer bulletin for further information.**

