

## Field campaign

<b>Topic</b>	2G/3G - Network switch off - Connected gateway E call compatibility (SC23/13)
<b>Market area</b>	United States E05 Bentley USA and rest America (6E05)
<b>Brand</b>	Bentley
<b>Transaction No.</b>	2070084/2
<b>Campaign number</b>	EC78
<b>Note</b>	
<b>Type</b>	
<b>US code</b>	

## Vehicle data

### Bentayga

#### Sales types

Type	MY	Brand	Designation	Engine code	Gearbox code	Final drive code
4V1*	2019	E		*	*	*

#### Chassis numbers

Manufacturer	Filler	Type	Filler	MY	Factory	From	To	Prod from	Prod to
SJA	*	*	*	K	C	023721	027864		

## Documents

Document name
<a href="#">master.xml</a>
<a href="#">sc2313vinlist.pdf</a>
<a href="#">usingdoiponaodistester.pdf</a>

## Notes



### Technical background



**The instructions in red text highlight key points which MUST NOT be ignored**

**VERY IMPORTANT: The operative must ensure the instructions within this Service Campaign are read and understood (All sections) before proceeding with any of the rework activity instructions**



**All of the instructions are equally important and must be strictly followed**

**The instructions in red text highlight key points which MUST NOT be ignored**

#### CAUTION

**IMPORTANT: This process requires intervention via a Technical DISS query to change the background software data**

**Once the customer appointment has been confirmed the operative MUST raise a Technical DISS query titled as follows:**

**Vehicle due to have the 2G/3G rework EC78**

**No work within the software update section can be performed until a response has been received via the open DISS query**

#### NOTICE

**NOTE: Please be aware that once the new parts have been fitted there are additional software updates which must be conducted as detailed in the Work section**

### Revision history - 2070084/2

- Figures 7,8 and 9 have been added in the Work section regarding the correct routing of the antenna harness
- Caution note added above Figure 13 regarding securing the antenna harness and extra text reminding the operative not to kink or bend the antenna harness
- Step 28 within the Work section has been amended to include additional steps which must be conducted should the initial test call fail Or
- Failure error 7F112 after parameterisation of 075 is evident

### Remedy

The 2G/3G network was deactivated in 2022 within the (North American Region) NAR, therefore a solution has been developed to allow connectivity to the 4G network, connectivity is achieved by fitting additional parts and utilising existing components as detailed within the Work section

The procedure within the Work section has been developed to allow connectivity to the 4G network

19 M/Y (NAR) Bentayga vehicles were not specified with an Emergency call module and communication unit, therefore the following rework is required:

- Gateway control module must be replaced
- Emergency call module and communication unit must be installed
- R268 Antenna must be installed
- Link loom to be installed to connect the Gateway and the Emergency call module and communication unit (The link harness also connects to the R268 Antenna)
- Once all of the required parts have been installed a software update is required to enable connectivity to the 4G network



**VERY IMPORTANT: Once the replacement parts have been fitted (Gateway and the Emergency call module and communication unit) Do Not under any circumstances conduct any ODIS replace tests until instructed via a new or existing DISS query**



**VERY IMPORTANT: Before conducting the onward procedure the operative MUST ensure the instructions within the attached**

document have been conducted regarding the setup of software flashing over DoIP (Diagnostics over Internet Protocol - DoIP)

Bentley ODIS-S Brand version: 2.31.3 (or higher) must also be used

### CAUTION

CAUTION: In the event the following software update is conducted WITHOUT the use of DoIP (Diagnostics over Internet Protocol), failure will occur which may result in replacement of the J949 Emergency call module and communication unit however this WILL NOT be covered by warranty

## Customer notification

Please ensure that all affected vehicles are checked and repaired at the nearest opportunity

When the vehicle is present at the workshop, please make a note of the required service campaign on the workshop order before it is signed by the customer

You should also pass on this information to your new and used car sales departments so that vehicles affected are checked and if necessary repaired immediately

## Warranty accounting instructions

Warranty Type                710  
Damage Service Number    EC78  
Damage Code                00 66

### Time to install all parts as described within the Work section

Labour Operation Code    91 38 31 00  
Time                         460 TU

### Time to conduct the software updates

Labour Operation Code    01 50 00 00  
Time                         As per ODIS log (must not exceed 250 TU)  
Criteria                      01

## Genuine parts



The required parts are supplied as a complete kit, please order as follows:

### Kit part number - RH40229 (Includes the parts listed below)

- Emergency call module and communication unit control unit
- Emergency call module and communication unit bracket
- Emergency call module and communication unit fixing
- Gateway control unit
- Antenna
- Link loom and 5 amp fuse

### Source locally

- (x4) 250mm Cable ties (Source locally)
- (x10) 150mm cable ties (Source locally)

## Parts supply

Genuine replacement parts should be in all cases ordered from Bentley Motors Limited Crewe or through your regional Bentley parts distribution centre

## Parts despatch control

Not applicable

# Repair instructions

## Technical background



**The instructions in red text highlight key points which MUST NOT be ignored**

**VERY IMPORTANT: The operative must ensure the instructions within this Service Campaign are read and understood (All sections) before proceeding with any of the rework activity instructions**



**All of the instructions are equally important and must be strictly followed**

**The instructions in red text highlight key points which MUST NOT be ignored**

### CAUTION

**IMPORTANT: This process requires intervention via a Technical DISS query to change the background software data**

**Once the customer appointment has been confirmed the operative MUST raise a Technical DISS query titled as follows:**

**Vehicle due to have the 2G/3G rework EC78**

**No work within the software update section can be performed until a response has been received via the open DISS query**

### NOTICE

**NOTE: Please be aware that once the new parts have been fitted there are additional software updates which must be conducted as detailed in the Work section**

## Revision history - 2070084/2

- Figures 7,8 and 9 have been added in the Work section regarding the correct routing of the antenna harness
- Caution note added above Figure 13 regarding securing the antenna harness and extra text reminding the operative not to kink or bend the antenna harness
- Step 28 within the Work section has been amended to include additional steps which must be conducted should the initial test call fail

Or

- Failure error 7F112 after parameterisation of 075 is evident

## Check

If the vehicle is not already listed as repaired in the "Repair History" (Elsa Pro) check for the presence of the red paint completion mark as shown within the Identification section (Figure 29)

## Genuine parts



**The required parts are supplied as a complete kit, please order as follows:**

**Kit part number - RH40229 (Includes the parts listed below)**

- Emergency call module and communication unit control unit
- Emergency call module and communication unit bracket
- Emergency call module and communication unit fixing
- Gateway control unit
- Antenna
- Link loom and 5 amp fuse

## **Source locally**

- (x4) 250mm Cable ties (Source locally)
- (x10) 150mm cable ties (Source locally)

## Work



**VERY IMPORTANT:** Ensure all quoted Rep.Gr procedures are followed, Warranty payments will not be considered for any damaged trim and/or surrounding components, therefore the operative **MUST** ensure that all trim components which are removed are suitably protected

**HINT:** The operative should inspect the interior and exterior of the vehicle, ensuring that all trim/component damage is recorded/photographed before starting the rework procedure



**VERY IMPORTANT:** Before conducting the onward procedure the operative **MUST** ensure the instructions within the attached document have been conducted regarding the setup of software flashing over DoIP (Diagnostics over Internet Protocol - DoIP)

Bentley ODIS-S Brand version: 2.31.3 (or higher) must also be used

**CAUTION:** In the event the following software update is conducted **WITHOUT** the use of DoIP (Diagnostics over Internet Protocol), failure will occur which may result in replacement of the Emergency call module and communication unit. This **WILL NOT** be covered by a Warranty claim



The 2G/3G network was deactivated in 2022 within the (North American Region) NAR, therefore a solution has been developed to allow connectivity to the 4G network, connectivity is achieved by fitting additional parts and utilising existing components as shown in Figure 1

- Replacement Gateway control unit (Point A)
- Earth stud MB19 (Point B)
- TV63 Header (Point C)
- Front left hand fuseboard (Point D)
- Emergency call module and communication unit (Point E)
- Antenna R268 (Point F)
- The afore mentioned components are connected by a *link loom* (Point G) *highlighted in green*

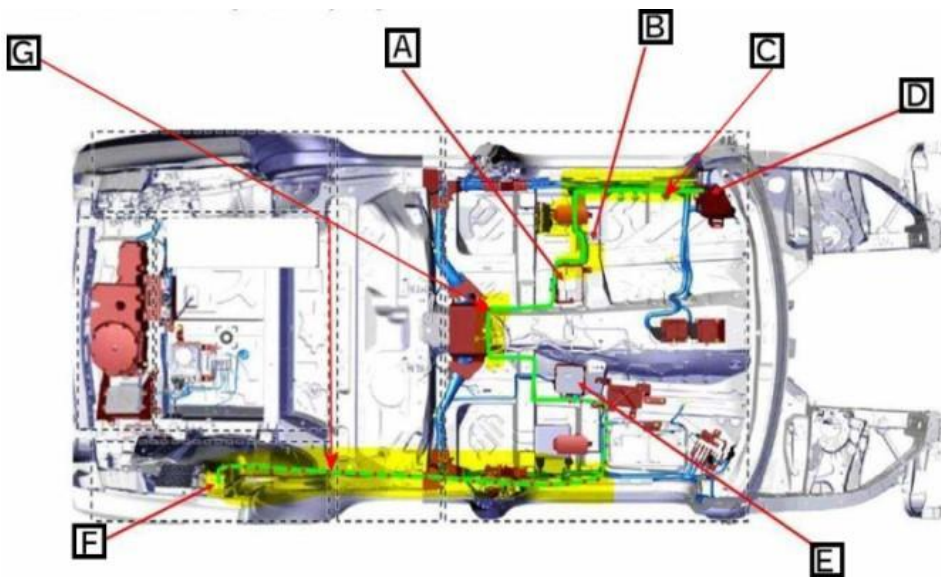


Figure 1

**CAUTION**

Prerequisites prior to conducting the onward instructions are as follows:

**NOTICE**

All keys including the valet key are required when conducting the rework instructions



**NOTE:** Please beware that only the keys provided by the customer can be aligned as part of this procedure therefore keys cannot be aligned after this procedure has been conducted unless the customer pays to align any extra keys

**NOTICE**

The retailer should understand if the customer uses remote services (e.g. they use the My Bentley App) If the customer is an active user of remote services, a new FPIN will need to be ordered and the primary user nomination process completed again at the end of this procedure

Technical DISS query is required to inform Product Support of the scheduled update to allow various background systems to be updated

- 1) Referring to Rep.Gr 27 - Connect a suitable battery charger
- 2) Using ODIS carry out a full Guided Fault Finding (GFF) to check for the presence of any DTC's (Static or intermittent) within all control modules
  - Save an online protocol before proceeding
- 3) Referring to Rep.Gr 70 - Remove the front carpets
- 4) Referring to Rep.Gr 27 - Disconnect the 12 volt battery and 48 volt system where applicable
- 5) Referring to Rep.Gr 70 - Remove the left hand front lower A-post trim



**Within the Rep.Gr procedures there are single use items which must be replaced and not reused. Ensure that new replacements are available prior to starting this procedure**

- 6) Referring to Rep.Gr 70 - Remove the right hand luggage compartment lower trim
- 7) Referring to Rep.Gr 70 - Remove the right hand lower B post side trim and right hand rear tread plate trim
- 8) Referring to Rep.Gr 97 - Remove and discard the original Gateway control unit from the vehicle (Data bus diagnostic interface control unit) - J533
  - Fit the new replacement Gateway into position

**NOTICE**

Hint: DO NOT fit any connections at this stage

- 9) Referring to Figure 2 - Locate the Emergency call module and communication unit bracket (right hand side) and secure using (x1) fixing
  - Fit the Emergency call module and communication unit into position within the bracket



Figure 2

10) The next part of the procedure details the fitment of the link loom as follows:

- The link loom should be routed through the rear side of the centre console from left to right (Figure 3)

**CAUTION**

When routing the cable through the rear side of the front centre console the operative must ensure the antenna harness is routed first, care should be taken not to bend/damage or kink the antenna harness



Figure 3

- Once correctly routed, the harness should be as shown in Figure 4



**VERY IMPORTANT: The operative MUST ensure that once fitted the harness is not chaffing with any part of the console in particular the metal part of the console**





Figure 4

Right hand side

11) Referring to Figure 5 - Connect the Emergency call module and communication unit connections as shown

- Secure the antenna harness as shown at (Point A) using the clip supplied on the antenna harness



**Hint: The antenna harness should be routed along the right hand sill to the right hand side of the luggage compartment, connect the plugs to the Emergency call module and communication unit and the Gateway before attaching any wiring clips**



Figure 5

- Figure 6 shows the wiring clipping/securing locations




Figure 6

- Figures 7,8 and 9 show the routing/securing locations for the antenna harness



Figure 7




Figure 8



Figure 9

- Referring to Figure 10 and Figure 1 (point F) - Fit the GPS antenna R268 into the right hand rear quarter at the location shown



Figure 10

- 12) Locate **and** open the white plastic container below the right hand rear tread plate - Route the antenna harness through the container to the GPS antenna R268 (Figure 11)



Figure 11

- Using cable ties secure the antenna harness at 300mm intervals up to the GPS antenna R268 (Figure 12)



Figure 12

- Referring to Figure 13 - Secure any excess antenna harness, to the right hand rear harness using suitable cable ties at the location shown

**⚠ CAUTION**

CAUTION: The antenna harness must be secured at the location shown. DO NOT under any circumstances bend or kink the antenna harness



Figure 13

Left hand side

13) Referring to Figure 14 - Connect the Gateway as shown

- Point A - Black
- Point B - Grey
- Point C - Blue should be connected to the vacant body harness connector located as shown
- Point D - Connect the pink and purple connections from the original gateway to the link loom connections as shown




Figure 14

- Referring to Figure 15 - Ensure the harness is routed as shown using cable ties to secure the connectors beside the Gateway module



Figure 15

- Referring to Figure 16 - Secure the earth wire to earth stud MB19 (9Nm)




Figure 16

- Referring to Figure 17 - Locate CAN header TV63 - Cavity 6 (located in the front LHS sill area)

**⚠ CAUTION**

CAUTION: Please note there are (x2) blue CAN headers within the same location, the operative should ensure the correct CAN header is identified




Figure 17

- Referring to Figure 18 - Plug/insert the black overlay terminal into TV63 CAN header (Blue) into cavity 6



Figure 18

- Referring to Figure 19 - Once connected the CAN header should be as shown



Figure 19

- Referring to Figure 20 - Locate and remove fuseboard SB - red strip (front left footwell)



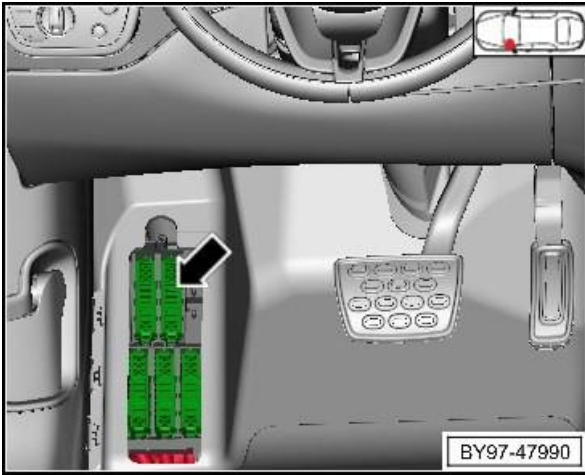


Figure 20

14) Referring to Figure 21 - Plug the red terminal into the LHS Front fuse box strip SB.1 (Red) in cavity 9 as follows:



Figure 21

- Move the anti back out lock to the open position
- Insert the new lead into cavity 9
- Move the anti back out lock to the close position

15) Once connected refit fuseboard SB - red strip (front left footwell)

- Fit the 5 amp fuse into cavity 9 (Figure 22)




Figure 22

**NOTICE**

**IMPORTANT TIP:** The operative should be aware that on some vehicles the insulation which is located on the right hand carpet (Figure 23) may require removal using a suitable craft knife

**Hint:** If not removed the carpet may not fit correctly over the top of the newly installed Emergency call module and communication unit control unit




Figure 23

16) Referring to the applicable Rep.Gr - Refit all previously removed components

17) Referring to Rep.Gr 27 - Reconnect the battery



**VERY IMPORTANT:** Once the replacement parts have been fitted/located (Gateway and Emergency call module and communication unit ) Do Not under any circumstances conduct ODIS replace tests until instructed within the Software update section

**Software update**

**CAUTION**

**IMPORTANT:** This process requires intervention via a Technical DISS query to change background software data

Once the customer appointment has been confirmed raise a Technical DISS query titled - Vehicle due to have the 2G/3G rework EC78 no work within the software update section can be performed until a response has been received via the open DISS query

- The closed-circuit voltage of the vehicle must be at least 12.5 V during the update. Ensure a suitable battery charger is connected to the vehicle as detailed within Rep.Gr 27
- During the update switch off all unnecessary consumers (ventilation, seat heater, interior illumination etc)
- Because of the highest transmission stability you MUST use the diagnosis interface VAS 6154 (WiFi diagnostic tool) ONLY in USB operation or the cable-connected VAS 5055 for the reprogramming (updating) of control units. If these units are not available, the diagnosis interface VAS 5054 (A) can also be used in USB mode
- Do Not under any circumstances use a Bluetooth connection to conduct the reprogramming (updating) of control units



**VERY IMPORTANT:**

Before conducting the onward procedure the operative MUST ensure the instructions within the attached document have been conducted regarding Bentley ODIS-S Brand version: 2.31.3 (Or higher) and setup of software flashing over DoIP (Diagnostics over Internet Protocol - DoIP)

**CAUTION:** In the event the following software update is conducted WITHOUT the use of DoIP (Diagnostics over Internet Protocol), failure will occur which may result in replacement of the J949 Emergency call module and communication unit. This WILL NOT be covered by a Warranty claim.

**CAUTION**

CAUTION: Please beware there are two individual SVM codes that must applied in the order shown within the following instructions

18) Select and run Guided fault finding - Once complete continue as follows:

- Run the gateway control module replace test (Address 0019 > Guided Functions > Replace control module)

19) Within the Special functions tab select SVM – Code Input then select Perform test (Figure 24)

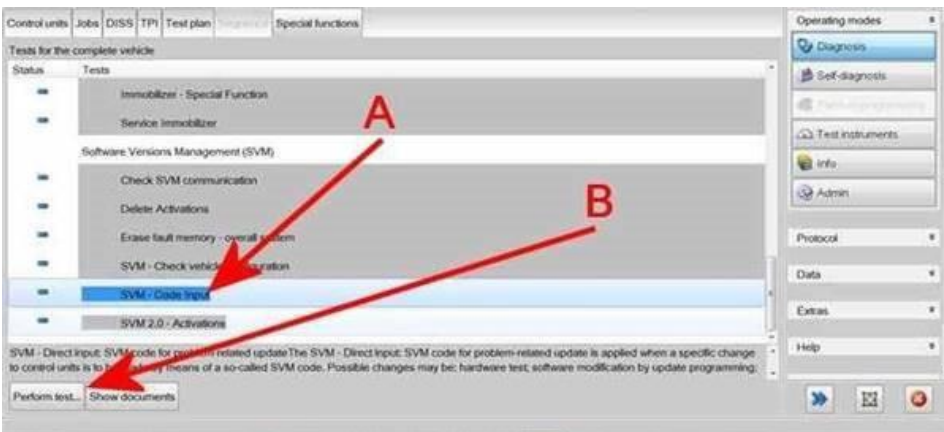


Figure 24

20) On the next screen enter SVM code **4V02G3GUPDATE01** (Figure 25)

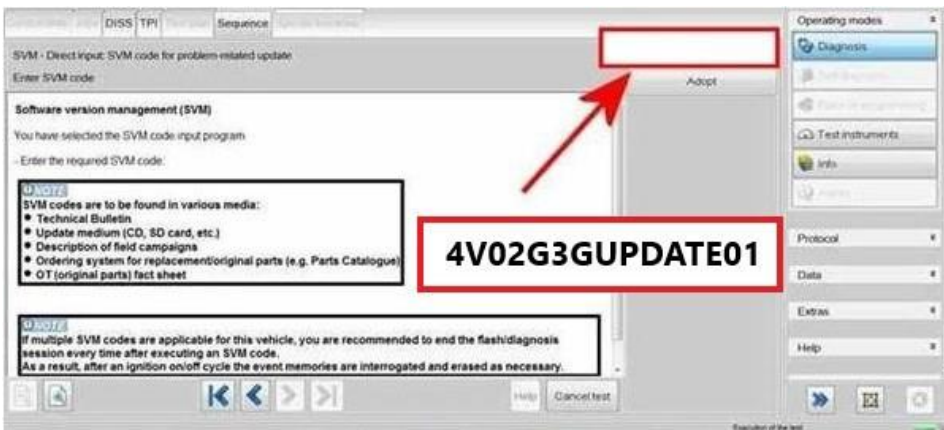


Figure 25



**The SVM code updates the following:**

- The vehicle specification
- Gateway control unit
- Airbag control unit
- Central electrics control unit (J519)

21) On the following screen, confirm the SVM code is correct

- All control modules will now be interrogated
- The software update will then be suggested

NOTE: A progress bar will be displayed

22) Carry out all on screen prompts until completion

- Conduct a full GFF sweep of all control modules **HINT: It is expected that some DTC's will remain static**
- ODIS must now be stopped and session saved (Data>stop) before disconnecting dongle
- Disconnect the diagnostic dongle, close all doors, bonnet and boot. Lock the vehicle and allow to sleep for 5 minutes

23) Reconnect the dongle and ODIS

- Select continue to continue with the previous session



**IMPORTANT HINT: When running component protection the operative must make sure that only ONE key is placed in the key reader**

- Run the Component protection (basis) test from Gateway guided functions (Address 0019 > Guided Functions > Component protection (basis))

**WARNING**

The Component protection (basis) test will fail however the test will populate the required background software data, the operative **MUST** return the open DISS stating that component protection has been attempted and await feedback before conducting any further work

- Once a response has been received please repeat step 23 **HINT: It is expected the test will now successfully complete**
- Conduct a full GFF sweep of all control modules **HINT: It is expected that some DTC's will remain static**
- Within the Special functions tab select *SVM - Code Input* then select Perform test (Figure 26)

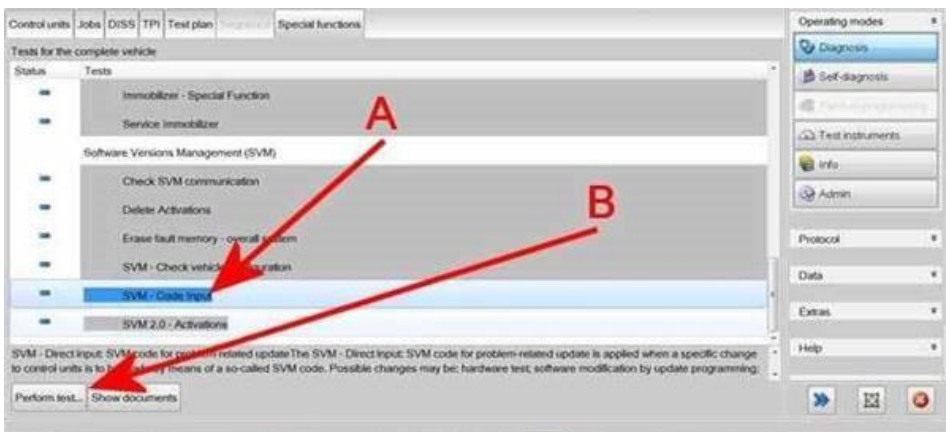


Figure 26

24) On the next screen enter SVM code **4V02G3GUPDATE02** (Figure 27)

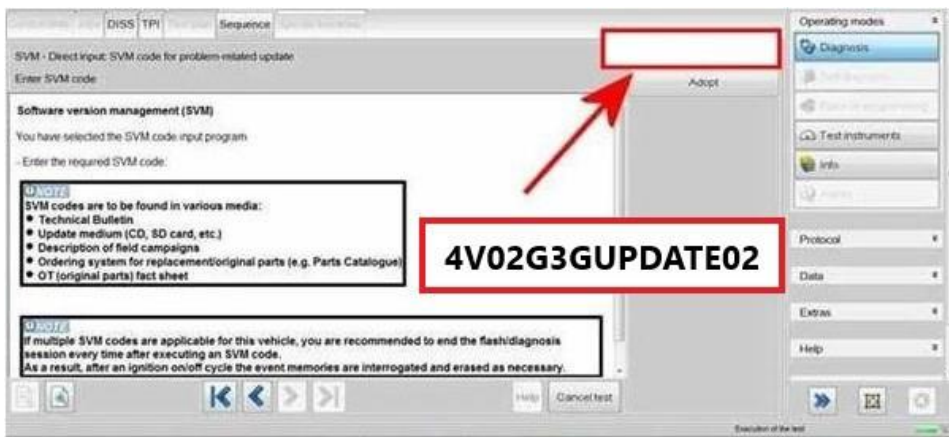


Figure 27



**The SVM code updates the following**

- Vehicle reference
- Emergency call module and communication unit bootloader
- Emergency call module and communication unit update

25) On the following screen, confirm the SVM code is correct

- All control modules will now be interrogated
- The software update will then be suggested

NOTE: A progress bar will be displayed

26) Carry out all on screen prompts until completion

- Disconnect the diagnostic dongle, close all doors, bonnet and boot. Lock the vehicle and allow to sleep for 15 minutes
- ODIS must now be stopped and session saved (Data>stop) before disconnecting dongle
- Reconnect the dongle and ODIS
- Deactivate flight mode via vehicle self diagnosis (Address 0075 - Self diagnosis - Activations - Basic functions connect - Flight mode - Deactivate)
- Run service immobiliser from the special functions tab (all keys must be present)
- Restore activations (Special functions > write activations > restore existing activations > address 0019)

27) Clear the vehicle of any DTC's generated - Check for DTC's and any related issues with the Gateway or Emergency call module and communication unit

28) Take the vehicle for a short road test (Must not exceed 15 minutes)

- Upon return - Test the emergency call feature - Verify the vehicle's VIN and location with the call operator



**VERY IMPORTANT:**

**Should the test call fail, the operative must read the following measured values from address 0075 using guided functions:**

- Status GPS Reception IDE01713
- Check the measured values MAS0185 and MAS1786 have a number of visible and tracked satellites as shown in Figure 28
- If the measured value displays 0 the operative must disconnect the 12 volt battery and wait two minutes once two minutes has elapsed the operative must reconnect the 12 volt battery
- Take the vehicle for a short road test (Must not exceed 15 minutes)
- Upon return - Check the measured values MAS0185 and MAS1786 have a number of visible and tracked satellites as shown in Figure 28
- Test the emergency call feature - Verify the vehicle's VIN and location with the call operator

Note that the number of visible and tracked satellites will vary for each vehicle

▼ Status GPS Reception	IDE01713	
Status	MAS01632	GPS data is being received, position completely determined
Number of visible satellites	MAS01785	35
Number of tracked satellites	MAS01786	22

Figure 28

### NOTICE

In the event the test call was unsuccessful and/or 0 satellites are evident the operative must raise a new DISS query or respond via the existing DISS query and await feedback before conducting any further work



**IMPORTANT:** In the vent that failure error 7F112 is seen after the parameterisation of 075 – the operative must conduct an extended vehicle sleep (overnight) ensuring all doors including the boot and bonnet are closed then lock the vehicle and retest the next day

29) Apply a red paint completion mark on the lower left corner of the OBD connector (Figure 29)

### Identification



Figure 29

▲ Repair instructions ▲ Notes

SJAAM2ZV9KC023721	SJAAM2ZV5KC024039	SJAAM2ZV0KC024255	SJAAM2ZV5KC024414	SJAAM2ZV1KC024524
SJAAM2ZV0KC023722	SJAAM2ZV9KC024044	SJAAM2ZV2KC024256	SJAAM2ZV7KC024415	SJAAM2ZV5KC024526
SJAAM2ZV2KC023723	SJAAM2ZV8KC024052	SJAAM2ZV6KC024258	SJAAM2ZV0KC024417	SJAAM4ZV2KC024527
SJAAM2ZV4KC023724	SJAAM2ZV7KC024060	SJAAM2ZV4KC024260	SJAAM2ZV4KC024419	SJAAM2ZV9KC024528
SJAAM2ZV6KC023725	SJAAM2ZV9KC024061	SJAAM2ZV8KC024262	SJAAM2ZV2KC024421	SJAAM2ZV9KC024531
SJAAM2ZV8KC023726	SJAAM2ZVXKC024067	SJAAM2ZVXKC024263	SJAAM2ZV4KC024422	SJAAM2ZV2KC024533
SJAAM2ZVXKC023727	SJAAM2ZV3KC024072	SJAAM2ZV3KC024265	SJAAM2ZV6KC024423	SJAAM2ZV4KC024534
SJAAM2ZV1KC023728	SJAAM2ZV4KC024078	SJAAM2ZV9KC024268	SJAAM2ZVXKC024425	SJAAM2ZV8KC024536
SJAAM2ZV3KC023729	SJAAM2ZV2KC024080	SJAAM2ZV7KC024270	SJAAM2ZV1KC024426	SJAAM2ZVXKC024537
SJAAM2ZVXKC023730	SJAAM2ZV1KC024085	SJAAM2ZV9KC024271	SJAAM2ZV3KC024427	SJAAM2ZV1KC024538
SJAAM2ZV9KC023833	SJAAM2ZV6KC024096	SJAAM2ZV0KC024272	SJAAM2ZV5KC024431	SJAAM2ZVXKC024540
SJAAM4ZV8KC023835	SJAAM2ZV2KC024113	SJAAM2ZV4KC024274	SJAAM2ZV7KC024432	SJAAM2ZV1KC024541
SJAAM2ZVXKC023839	SJAAM2ZV5KC024123	SJAAM2ZV8KC024276	SJAAM2ZV0KC024434	SJAAM2ZV5KC024543
SJAAM2ZVXKC023842	SJAAM2ZV1KC024135	SJAAM2ZVXKC024277	SJAAM2ZV2KC024435	SJAAM2ZV9KC024545
SJAAM2ZV1KC023843	SJAAM2ZV7KC024138	SJAAM2ZV1KC024281	SJAAM2ZV4KC024436	SJAAM2ZV4KC024548
SJAAM2ZV7KC023846	SJAAM2ZV6KC024146	SJAAM2ZV3KC024282	SJAAM2ZV8KC024438	SJAAM2ZV6KC024549
SJAAM2ZV9KC023847	SJAAM2ZV8KC024147	SJAAM2ZV5KC024283	SJAAM2ZV6KC024440	SJAAM2ZV2KC024550
SJAAM2ZV0KC023851	SJAAM2ZV8KC024150	SJAAM2ZV2KC024287	SJAAM2ZV1KC024443	SJAAM2ZV8KC024553
SJAAM2ZV6KC023854	SJAAM2ZV5KC024154	SJAAM2ZV4KC024291	SJAAM2ZV3KC024444	SJAAM2ZVXKC024554
SJAAM2ZV1KC023857	SJAAM2ZV1KC024166	SJAAM2ZV1KC024295	SJAAM2ZV0KC024448	SJAAM2ZV5KC024557
SJAAM2ZV5KC023859	SJAAM2ZV7KC024172	SJAAM2ZV5KC024297	SJAAM2ZV2KC024449	SJAAM2ZV7KC024558
SJAAM2ZV0KC023882	SJAAM2ZV0KC024174	SJAAM2ZV1KC024300	SJAAM2ZV9KC024450	SJAAM2ZV9KC024562
SJAAM2ZVXKC023887	SJAAM2ZV2KC024175	SJAAM2ZV9KC024304	SJAAM2ZV0KC024451	SJAAM4ZV6KC024563
SJAAM2ZV1KC023888	SJAAM2ZV4KC024176	SJAAM2ZV2KC024306	SJAAM2ZV2KC024452	SJAAM2ZV4KC024565
SJAAM2ZVXKC023890	SJAAM2ZV6KC024177	SJAAM2ZV8KC024312	SJAAM2ZV4KC024453	SJAAM2ZV8KC024567
SJAAM2ZV0KC023896	SJAAM2ZV8KC024178	SJAAM2ZV1KC024314	SJAAM2ZV8KC024455	SJAAM2ZVXKC024568
SJAAM2ZV2KC023897	SJAAM2ZVXKC024179	SJAAM2ZV5KC024316	SJAAM2ZV1KC024457	SJAAM2ZV1KC024569
SJAAM2ZV4KC023898	SJAAM2ZV3KC024184	SJAAM2ZV9KC024321	SJAAM2ZV3KC024458	SJAAM2ZVXKC024571
SJAAM2ZV6KC023899	SJAAM2ZV7KC024186	SJAAM2ZVXKC024327	SJAAM2ZV5KC024459	SJAAM2ZV1KC024572
SJAAM2ZV0KC023901	SJAAM2ZV9KC024187	SJAAM2ZV1KC024328	SJAAM2ZV3KC024461	SJAAM2ZV5KC024574
SJAAM2ZV1KC023907	SJAAM2ZV2KC024189	SJAAM2ZV3KC024332	SJAAM2ZV5KC024462	SJAAM2ZV9KC024576
SJAAM2ZV5KC023912	SJAAM2ZV2KC024192	SJAAM2ZV2KC024337	SJAAM4ZV4KC024464	SJAAM2ZV4KC024579
SJAAM2ZV7KC023913	SJAAM2ZV4KC024193	SJAAM2ZV8KC024343	SJAAM2ZV2KC024466	SJAAM2ZV0KC024580
SJAAM2ZV9KC023914	SJAAM2ZV6KC024194	SJAAM2ZVXKC024344	SJAAM2ZV4KC024467	SJAAM2ZV2KC024581
SJAAM2ZV0KC023915	SJAAM2ZV8KC024195	SJAAM2ZV3KC024346	SJAAM2ZV6KC024468	SJAAM2ZVXKC024585
SJAAM2ZV6KC023921	SJAAM2ZVXKC024196	SJAAM2ZV5KC024347	SJAAM2ZV6KC024471	SJAAM2ZV1KC024586
SJAAM2ZV8KC023922	SJAAM2ZV1KC024197	SJAAM2ZV7KC024348	SJAAM2ZV8KC024472	SJAAM2ZV3KC024587
SJAAM2ZV7KC023930	SJAAM2ZV3KC024198	SJAAM2ZV9KC024349	SJAAM2ZVXKC024473	SJAAM2ZV7KC024589
SJAAM2ZVXKC023940	SJAAM2ZV5KC024199	SJAAM2ZV5KC024350	SJAAM2ZV1KC024474	SJAAM2ZV3KC024590
SJAAM2ZV1KC023941	SJAAM2ZV8KC024200	SJAAM2ZV7KC024351	SJAAM2ZV5KC024476	SJAAM4ZV2KC024592
SJAAM2ZV3KC023942	SJAAM2ZV1KC024202	SJAAM2ZV0KC024353	SJAAM2ZV7KC024477	SJAAM2ZV2KC024595
SJAAM2ZV7KC023944	SJAAM2ZV7KC024205	SJAAM2ZV2KC024354	SJAAM2ZV9KC024478	SJAAM2ZV4KC024596
SJAAM2ZV9KC023945	SJAAM2ZV9KC024206	SJAAM2ZVXKC024358	SJAAM2ZV7KC024480	SJAAM2ZV6KC024597
SJAAM2ZV8KC023953	SJAAM2ZV0KC024207	SJAAM2ZV1KC024359	SJAAM2ZV9KC024481	SJAAM2ZV8KC024598
SJAAM2ZVXKC023954	SJAAM2ZV4KC024209	SJAAM2ZV1KC024362	SJAAM2ZV0KC024482	SJAAM2ZV2KC024600
SJAAM2ZV3KC023956	SJAAM2ZV2KC024211	SJAAM2ZV2KC024371	SJAAM2ZV2KC024483	SJAAM2ZV8KC024603
SJAAM2ZV4KC023965	SJAAM2ZV6KC024213	SJAAM2ZV4KC024372	SJAAM2ZV6KC024485	SJAAM2ZVXKC024604
SJAAM2ZV6KC023966	SJAAM2ZV1KC024216	SJAAM2ZV6KC024373	SJAAM4ZV3KC024486	SJAAM2ZV3KC024606
SJAAM2ZV1KC023969	SJAAM2ZV7KC024219	SJAAM2ZVXKC024375	SJAAM2ZVXKC024487	SJAAM2ZV7KC024608
SJAAM2ZV3KC023973	SJAAM2ZV5KC024221	SJAAM2ZV1KC024376	SJAAM2ZV1KC024491	SJAAM2ZV9KC024609
SJAAM2ZV9KC023976	SJAAM2ZV7KC024222	SJAAM2ZV5KC024378	SJAAM2ZV3KC024492	SJAAM2ZV5KC024610
SJAAM2ZV0KC023980	SJAAM2ZV0KC024224	SJAAM2ZV7KC024382	SJAAM2ZV7KC024494	SJAAM2ZV7KC024611
SJAAM2ZV4KC023982	SJAAM2ZV2KC024225	SJAAM2ZV9KC024383	SJAAM2ZV2KC024497	SJAAM2ZV9KC024612
SJAAM2ZV6KC023983	SJAAM2ZV8KC024228	SJAAM2ZV0KC024384	SJAAM2ZV4KC024498	SJAAM2ZV6KC024616
SJAAM2ZV8KC023984	SJAAM2ZV8KC024231	SJAAM2ZV2KC024385	SJAAM2ZV0KC024501	SJAAM2ZV8KC024617
SJAAM2ZV1KC023986	SJAAM2ZVXKC024232	SJAAM2ZV6KC024387	SJAAM2ZV2KC024502	SJAAM2ZVXKC024618
SJAAM2ZV7KC023989	SJAAM2ZV1KC024233	SJAAM2ZV8KC024388	SJAAM2ZV4KC024503	SJAAM2ZV8KC024620
SJAAM2ZV7KC023992	SJAAM2ZV5KC024235	SJAAM4ZV5KC024389	SJAAM2ZVXKC024506	SJAAM2ZVXKC024621
SJAAM2ZV8KC024004	SJAAM2ZV7KC024236	SJAAM2ZVXKC024392	SJAAM2ZV1KC024507	SJAAM2ZV3KC024623
SJAAM2ZV1KC024006	SJAAM2ZV9KC024237	SJAAM2ZV3KC024394	SJAAM2ZV3KC024508	SJAAM2ZV5KC024624
SJAAM2ZV5KC024008	SJAAM2ZV0KC024241	SJAAM2ZV5KC024395	SJAAM2ZV1KC024510	SJAAM2ZV9KC024626
SJAAM2ZV9KC024013	SJAAM2ZV4KC024243	SJAAM2ZV7KC024396	SJAAM2ZV3KC024511	SJAAM2ZV0KC024627
SJAAM2ZV2KC024015	SJAAM2ZV6KC024244	SJAAM2ZV0KC024398	SJAAM2ZV7KC024513	SJAAM2ZV2KC024628
SJAAM2ZV6KC024020	SJAAM2ZVXKC024246	SJAAM2ZV2KC024399	SJAAM2ZV2KC024516	SJAAM2ZV0KC024630
SJAAM2ZV1KC024023	SJAAM2ZV1KC024247	SJAAM2ZV2KC024404	SJAAM2ZV4KC024517	SJAAM2ZV2KC024631
SJAAM2ZV5KC024025	SJAAM2ZV3KC024251	SJAAM2ZVXKC024408	SJAAM2ZV6KC024518	SJAAM2ZV8KC024634
SJAAM2ZV2KC024029	SJAAM2ZV5KC024252	SJAAM2ZV1KC024409	SJAAM2ZV8KC024519	SJAAM2ZVXKC024635
SJAAM2ZV2KC024032	SJAAM2ZV7KC024253	SJAAM2ZV1KC024412	SJAAM2ZV6KC024521	SJAAM2ZV1KC024636
SJAAM2ZV3KC024038	SJAAM2ZV9KC024254	SJAAM2ZV3KC024413	SJAAM2ZV8KC024522	SJAAM2ZV3KC024637

SJAAM2ZV3KC024640	SJAAM2ZV4KC024744	SJAAM2ZV7KC024852	SJAAM4ZV2KC024947	SJAAM2ZV1KC025026
SJAAM2ZV5KC024641	SJAAM2ZV6KC024745	SJAAM2ZV2KC024855	SJAAM2ZV9KC024948	SJAAM2ZV3KC025027
SJAAM2ZV7KC024642	SJAAM2ZV1KC024748	SJAAM2ZV4KC024856	SJAAM2ZV7KC024950	SJAAM2ZV5KC025028
SJAAM2ZV9KC024643	SJAAM2ZV3KC024749	SJAAM2ZV6KC024857	SJAAM2ZV9KC024951	SJAAM2ZV7KC025029
SJAAM2ZV6KC024647	SJAAM2ZV1KC024751	SJAAM2ZV1KC024863	SJAAM2ZV0KC024952	SJAAM2ZV3KC025030
SJAAM2ZVXKC024649	SJAAM2ZV3KC024752	SJAAM2ZV5KC024865	SJAAM2ZV2KC024953	SJAAM2ZV7KC025032
SJAAM4ZV1KC024650	SJAAM2ZV5KC024753	SJAAM2ZV9KC024867	SJAAM2ZV4KC024954	SJAAM2ZV9KC025033
SJAAM2ZV8KC024651	SJAAM2ZV7KC024754	SJAAM2ZV0KC024868	SJAAM2ZV6KC024955	SJAAM2ZV0KC025034
SJAAM2ZVXKC024652	SJAAM2ZV9KC024755	SJAAM2ZV9KC024870	SJAAM2ZV8KC024956	SJAAM2ZV4KC025036
SJAAM2ZV5KC024655	SJAAM2ZV2KC024760	SJAAM2ZV4KC024873	SJAAM2ZVXKC024957	SJAAM2ZV6KC025037
SJAAM2ZV0KC024658	SJAAM2ZV6KC024762	SJAAM2ZV6KC024874	SJAAM2ZV1KC024958	SJAAM2ZV8KC025038
SJAAM2ZV0KC024661	SJAAM2ZV1KC024765	SJAAM2ZVXKC024876	SJAAM2ZV3KC024959	SJAAM2ZVXKC025039
SJAAM2ZV2KC024662	SJAAM2ZV3KC024766	SJAAM2ZV1KC024877	SJAAM2ZVXKC024960	SJAAM2ZV8KC025041
SJAAM2ZV4KC024663	SJAAM2ZV7KC024768	SJAAM2ZV3KC024881	SJAAM2ZV1KC024961	SJAAM2ZV1KC025043
SJAAM2ZV6KC024664	SJAAM2ZV9KC024769	SJAAM2ZV5KC024882	SJAAM2ZV3KC024962	SJAAM2ZV3KC025044
SJAAM2ZV8KC024665	SJAAM2ZV5KC024770	SJAAM2ZV7KC024883	SJAAM2ZV5KC024963	SJAAM2ZV7KC025046
SJAAM2ZVXKC024666	SJAAM2ZV9KC024772	SJAAM2ZV9KC024884	SJAAM2ZV7KC024964	SJAAM2ZV0KC025048
SJAAM2ZV5KC024669	SJAAM2ZV2KC024774	SJAAM2ZV0KC024885	SJAAM2ZV9KC024965	SJAAM2ZV2KC025049
SJAAM2ZV3KC024671	SJAAM2ZV4KC024775	SJAAM2ZV4KC024887	SJAAM2ZV0KC024966	SJAAM2ZV9KC025050
SJAAM2ZV5KC024672	SJAAM2ZV6KC024776	SJAAM2ZV6KC024888	SJAAM2ZV2KC024967	SJAAM2ZV0KC025051
SJAAM2ZV7KC024673	SJAAM2ZV8KC024780	SJAAM2ZV8KC024889	SJAAM2ZV4KC024968	SJAAM2ZV4KC025053
SJAAM2ZV9KC024674	SJAAM2ZVXKC024781	SJAAM2ZV6KC024891	SJAAM2ZV6KC024969	SJAAM4ZV1KC025054
SJAAM4ZVXKC024677	SJAAM2ZV1KC024782	SJAAM2ZVXKC024893	SJAAM4ZV8KC024970	SJAAM2ZV8KC025055
SJAAM2ZV6KC024678	SJAAM2ZV3KC024783	SJAAM2ZV5KC024896	SJAAM2ZV6KC024972	SJAAM2ZVXKC025056
SJAAM2ZV8KC024679	SJAAM2ZV5KC024784	SJAAM4ZV2KC024897	SJAAM2ZV8KC024973	SJAAM2ZV3KC025058
SJAAM2ZV6KC024681	SJAAM2ZV7KC024785	SJAAM2ZV9KC024898	SJAAM2ZVXKC024974	SJAAM2ZV5KC025059
SJAAM2ZV8KC024682	SJAAM2ZV9KC024786	SJAAM2ZV0KC024899	SJAAM2ZV1KC024975	SJAAM2ZV1KC025060
SJAAM2ZVXKC024683	SJAAM2ZV0KC024787	SJAAM2ZV5KC024901	SJAAM2ZV3KC024976	SJAAM2ZV3KC025061
SJAAM2ZV3KC024685	SJAAM2ZV2KC024788	SJAAM2ZV7KC024902	SJAAM2ZV5KC024977	SJAAM2ZV5KC025062
SJAAM2ZV7KC024687	SJAAM2ZV4KC024789	SJAAM2ZV9KC024903	SJAAM2ZV7KC024978	SJAAM2ZV7KC025063
SJAAM2ZV0KC024689	SJAAM2ZV4KC024792	SJAAM2ZV2KC024905	SJAAM2ZV5KC024980	SJAAM2ZV9KC025064
SJAAM2ZV7KC024690	SJAAM2ZV6KC024793	SJAAM2ZV4KC024906	SJAAM2ZV7KC024981	SJAAM2ZV2KC025066
SJAAM2ZV9KC024691	SJAAM2ZV1KC024796	SJAAM2ZV6KC024907	SJAAM2ZV9KC024982	SJAAM2ZV4KC025067
SJAAM2ZV0KC024692	SJAAM2ZV5KC024798	SJAAM2ZV8KC024908	SJAAM2ZV0KC024983	SJAAM2ZV6KC025068
SJAAM2ZV4KC024694	SJAAM2ZVXKC024800	SJAAM2ZVXKC024909	SJAAM2ZV2KC024984	SJAAM2ZV8KC025069
SJAAM2ZV6KC024695	SJAAM2ZV1KC024801	SJAAM2ZV6KC024910	SJAAM2ZV4KC024985	SJAAM2ZV8KC025072
SJAAM2ZVXKC024697	SJAAM2ZV3KC024802	SJAAM2ZV8KC024911	SJAAM2ZV6KC024986	SJAAM2ZV1KC025074
SJAAM2ZV1KC024698	SJAAM2ZV5KC024803	SJAAM2ZVXKC024912	SJAAM2ZV8KC024987	SJAAM2ZV3KC025075
SJAAM2ZV3KC024699	SJAAM2ZV7KC024804	SJAAM2ZV1KC024913	SJAAM2ZVXKC024988	SJAAM2ZV7KC025077
SJAAM2ZV6KC024700	SJAAM2ZV0KC024806	SJAAM2ZV3KC024914	SJAAM2ZV1KC024989	SJAAM2ZV9KC025081
SJAAM2ZVXKC024702	SJAAM2ZV2KC024807	SJAAM2ZV7KC024916	SJAAM2ZV8KC024990	SJAAM2ZV2KC025083
SJAAM2ZV3KC024704	SJAAM2ZV4KC024808	SJAAM2ZV9KC024917	SJAAM2ZVXKC024991	SJAAM2ZV4KC025084
SJAAM2ZV7KC024706	SJAAM2ZV6KC024809	SJAAM2ZV0KC024918	SJAAM2ZV1KC024992	SJAAM2ZV6KC025085
SJAAM2ZV0KC024708	SJAAM2ZV2KC024810	SJAAM2ZV2KC024919	SJAAM2ZV3KC024993	SJAAM2ZVXKC025087
SJAAM2ZV2KC024709	SJAAM2ZV4KC024811	SJAAM2ZV9KC024920	SJAAM2ZV5KC024994	SJAAM2ZV1KC025088
SJAAM2ZV9KC024710	SJAAM2ZVXKC024814	SJAAM2ZV0KC024921	SJAAM2ZV7KC024995	SJAAM2ZV3KC025092
SJAAM2ZV0KC024711	SJAAM2ZV3KC024816	SJAAM2ZV2KC024922	SJAAM4ZV6KC024997	SJAAM2ZV7KC025094
SJAAM2ZV2KC024712	SJAAM2ZV5KC024817	SJAAM2ZV4KC024923	SJAAM2ZV2KC024998	SJAAM2ZV9KC025095
SJAAM4ZVXKC024713	SJAAM2ZV7KC024818	SJAAM2ZV6KC024924	SJAAM2ZV4KC024999	SJAAM2ZV2KC025097
SJAAM2ZV8KC024715	SJAAM4ZV4KC024819	SJAAM2ZV8KC024925	SJAAM2ZV5KC025000	SJAAM2ZV4KC025098
SJAAM2ZVXKC024716	SJAAM2ZV7KC024821	SJAAM2ZVXKC024926	SJAAM2ZV7KC025001	SJAAM2ZV9KC025100
SJAAM2ZV3KC024718	SJAAM2ZV9KC024822	SJAAM4ZV7KC024927	SJAAM2ZV9KC025002	SJAAM2ZV0KC025101
SJAAM2ZV5KC024719	SJAAM2ZV0KC024823	SJAAM2ZV3KC024928	SJAAM2ZV0KC025003	SJAAM2ZV4KC025103
SJAAM2ZV1KC024720	SJAAM2ZVXKC024828	SJAAM2ZV5KC024929	SJAAM2ZV2KC025004	SJAAM2ZV8KC025105
SJAAM2ZV3KC024721	SJAAM2ZV1KC024829	SJAAM2ZV1KC024930	SJAAM2ZV4KC025005	SJAAM2ZVXKC025106
SJAAM2ZV5KC024722	SJAAM2ZV8KC024830	SJAAM2ZV3KC024931	SJAAM2ZV8KC025007	SJAAM2ZV1KC025107
SJAAM2ZV9KC024724	SJAAM2ZVXKC024831	SJAAM2ZV5KC024932	SJAAM2ZVXKC025008	SJAAM2ZV3KC025108
SJAAM2ZV2KC024726	SJAAM2ZV1KC024832	SJAAM2ZV9KC024934	SJAAM2ZV1KC025009	SJAAM2ZV6KC025111
SJAAM2ZV4KC024727	SJAAM2ZV3KC024833	SJAAM2ZV2KC024936	SJAAM2ZV8KC025010	SJAAM2ZV5KC025112
SJAAM2ZV8KC024729	SJAAM2ZV7KC024835	SJAAM2ZV4KC024937	SJAAM2ZVXKC025011	SJAAM2ZV7KC025113
SJAAM2ZV6KC024731	SJAAM2ZV9KC024836	SJAAM2ZV6KC024938	SJAAM2ZV1KC025012	SJAAM2ZV9KC025114
SJAAM2ZVXKC024733	SJAAM2ZV0KC024840	SJAAM2ZV8KC024939	SJAAM2ZV3KC025013	SJAAM2ZV4KC025117
SJAAM2ZV3KC024735	SJAAM2ZV2KC024841	SJAAM2ZV4KC024940	SJAAM2ZV5KC025014	SJAAM2ZV8KC025119
SJAAM2ZV5KC024736	SJAAM2ZV4KC024842	SJAAM2ZV6KC024941	SJAAM2ZV7KC025015	SJAAM2ZV6KC025121
SJAAM2ZV7KC024737	SJAAM2ZV8KC024844	SJAAM2ZV8KC024942	SJAAM2ZV9KC025016	SJAAM2ZVXKC025123
SJAAM2ZV0KC024739	SJAAM2ZVXKC024845	SJAAM2ZVXKC024943	SJAAM2ZV0KC025017	SJAAM2ZV3KC025125
SJAAM2ZV7KC024740	SJAAM2ZV5KC024848	SJAAM2ZV1KC024944	SJAAM2ZV2KC025018	SJAAM2ZV5KC025126
SJAAM2ZV9KC024741	SJAAM2ZV7KC024849	SJAAM2ZV3KC024945	SJAAM2ZV4KC025019	SJAAM2ZV7KC025127
SJAAM2ZV2KC024743	SJAAM2ZV5KC024851	SJAAM2ZV5KC024946	SJAAM2ZV6KC025023	SJAAM2ZV0KC025129



SJAAM2ZV7KC025130	SJAAM2ZV0KC025244	SJAAM2ZV9KC025355	SJAAM2ZV3KC025948	SJAAM2ZV2KC026086
SJAAM2ZV9KC025131	SJAAM2ZV2KC025245	SJAAM2ZV2KC025357	SJAAM2ZV1KC025950	SJAAM2ZV6KC026088
SJAAM2ZV0KC025132	SJAAM2ZV4KC025246	SJAAM4ZV1KC025359	SJAAM2ZV5KC025952	SJAAM2ZV8KC026089
SJAAM2ZV2KC025133	SJAAM2ZV8KC025248	SJAAM2ZV2KC025360	SJAAM2ZV9KC025954	SJAAM2ZV4KC026090
SJAAM2ZV8KC025136	SJAAM2ZVXKC025249	SJAAM2ZV3KC025366	SJAAM2ZV2KC025956	SJAAM2ZVXKC026093
SJAAM2ZV1KC025138	SJAAM4ZV1KC025250	SJAAM2ZV7KC025368	SJAAM2ZV4KC025957	SJAAM2ZV1KC026094
SJAAM2ZVXKC025140	SJAAM2ZV8KC025251	SJAAM2ZV9KC025369	SJAAM2ZV8KC025962	SJAAM2ZV7KC026097
SJAAM4ZV7KC025141	SJAAM2ZVXKC025252	SJAAM2ZV8KC025377	SJAAM2ZV7KC025967	SJAAM2ZV0KC026099
SJAAM2ZV5KC025143	SJAAM2ZV3KC025254	SJAAM2ZV3KC025383	SJAAM2ZV0KC025972	SJAAM2ZV9KC026103
SJAAM2ZV7KC025144	SJAAM2ZV5KC025255	SJAAM2ZV5KC025384	SJAAM2ZV4KC025974	SJAAM2ZV2KC026105
SJAAM2ZV9KC025145	SJAAM2ZV7KC025256	SJAAM2ZV4KC025389	SJAAM2ZV6KC025975	SJAAM2ZV6KC026107
SJAAM2ZV0KC025146	SJAAM2ZV0KC025258	SJAAM2ZV0KC025390	SJAAM2ZV3KC025982	SJAAM2ZVXKC026109
SJAAM2ZV2KC025147	SJAAM4ZV6KC025261	SJAAM2ZV2KC025391	SJAAM2ZV5KC025983	SJAAM2ZV1KC026113
SJAAM2ZV6KC025149	SJAAM2ZV2KC025262	SJAAM2ZVXKC025395	SJAAM2ZV7KC025984	SJAAM2ZV3KC026114
SJAAM2ZV2KC025150	SJAAM2ZV4KC025263	SJAAM4ZV9KC025402	SJAAM2ZV6KC025989	SJAAM2ZV0KC026118
SJAAM2ZV4KC025151	SJAAM2ZV6KC025264	SJAAM2ZV4KC025408	SJAAM2ZV2KC025990	SJAAM2ZV2KC026121
SJAAM2ZV8KC025153	SJAAM2ZVXKC025266	SJAAM2ZV5KC025417	SJAAM2ZV6KC025992	SJAAM2ZV2KC026122
SJAAM4ZV5KC025154	SJAAM2ZV3KC025268	SJAAM2ZV0KC025423	SJAAM4ZV5KC025994	SJAAM2ZVXKC026126
SJAAM2ZV9KC025159	SJAAM2ZV5KC025269	SJAAM4ZV8KC025424	SJAAM2ZV1KC025995	SJAAM2ZV3KC026128
SJAAM2ZV5KC025160	SJAAM2ZV1KC025270	SJAAM2ZVXKC025431	SJAAM2ZV3KC025996	SJAAM2ZV1KC026130
SJAAM2ZV7KC025161	SJAAM2ZV3KC025271	SJAAM2ZV4KC025442	SJAAM2ZV5KC025997	SJAAM2ZV3KC026131
SJAAM2ZV9KC025162	SJAAM2ZV5KC025272	SJAAM2ZV7KC025449	SJAAM2ZV7KC025998	SJAAM2ZV5KC026132
SJAAM2ZV0KC025163	SJAAM2ZV7KC025273	SJAAM2ZV5KC025451	SJAAM2ZVXKC026000	SJAAM2ZV7KC026133
SJAAM2ZV2KC025164	SJAAM2ZV9KC025274	SJAAM2ZV7KC025452	SJAAM2ZV1KC026001	SJAAM2ZV9KC026134
SJAAM2ZV8KC025167	SJAAM2ZV2KC025276	SJAAM2ZV0KC025454	SJAAM2ZV7KC026004	SJAAM2ZV2KC026136
SJAAM2ZVXKC025168	SJAAM2ZV8KC025279	SJAAM2ZV1KC025463	SJAAM2ZV0KC026006	SJAAM2ZV4KC026140
SJAAM2ZV1KC025169	SJAAM2ZV4KC025280	SJAAM2ZV3KC025464	SJAAM2ZV4KC026008	SJAAM2ZV8KC026142
SJAAM2ZV8KC025170	SJAAM4ZV1KC025281	SJAAM2ZV9KC025467	SJAAM2ZV6KC026009	SJAAM2ZVXKC026143
SJAAM2ZVXKC025171	SJAAM2ZVXKC025283	SJAAM2ZV9KC025470	SJAAM2ZV2KC026010	SJAAM2ZV3KC026145
SJAAM2ZV1KC025172	SJAAM2ZV1KC025284	SJAAM2ZV4KC025473	SJAAM2ZV8KC026013	SJAAM2ZV5KC026146
SJAAM2ZV5KC025174	SJAAM2ZV3KC025285	SJAAM4ZV3KC025475	SJAAM2ZV5KC026017	SJAAM2ZV9KC026148
SJAAM2ZV7KC025175	SJAAM2ZV7KC025287	SJAAM2ZV1KC025480	SJAAM2ZV7KC026018	SJAAM2ZV0KC026149
SJAAM2ZV1KC025186	SJAAM2ZV9KC025288	SJAAM2ZV9KC025484	SJAAM2ZV7KC026021	SJAAM2ZV9KC026151
SJAAM2ZV3KC025187	SJAAM2ZV0KC025289	SJAAM2ZV4KC025490	SJAAM2ZV9KC026022	SJAAM2ZV2KC026153
SJAAM2ZV5KC025188	SJAAM2ZV7KC025290	SJAAM2ZV3KC025495	SJAAM2ZV0KC026023	SJAAM2ZVXKC026157
SJAAM2ZV5KC025191	SJAAM2ZV9KC025291	SJAAM2ZV2KC025505	SJAAM2ZV4KC026025	SJAAM2ZV3KC026159
SJAAM2ZV7KC025192	SJAAM2ZV0KC025292	SJAAM2ZV4KC025506	SJAAM2ZV6KC026026	SJAAM2ZVXKC026160
SJAAM2ZV0KC025194	SJAAM4ZVXKC025294	SJAAM2ZV2KC025522	SJAAM2ZV8KC026027	SJAAM2ZV1KC026161
SJAAM2ZV2KC025195	SJAAM2ZV8KC025296	SJAAM2ZV9KC025534	SJAAM2ZVXKC026028	SJAAM2ZV7KC026164
SJAAM2ZV8KC025198	SJAAM2ZVXKC025297	SJAAM2ZV2KC025570	SJAAM2ZV1KC026029	SJAAM2ZV0KC026166
SJAAM4ZV8KC025200	SJAAM2ZV1KC025298	SJAAM2ZV0KC025583	SJAAM2ZVXKC026031	SJAAM2ZV4KC026168
SJAAM2ZV4KC025201	SJAAM2ZV3KC025299	SJAAM2ZV0KC025602	SJAAM2ZV1KC026032	SJAAM2ZV4KC026171
SJAAM2ZV6KC025202	SJAAM2ZV6KC025300	SJAAM2ZV8KC025637	SJAAM2ZV5KC026034	SJAAM2ZVXKC026174
SJAAM4ZV3KC025203	SJAAM2ZVXKC025302	SJAAM2ZV6KC025667	SJAAM2ZV7KC026035	SJAAM2ZV1KC026175
SJAAM2ZV1KC025205	SJAAM2ZV1KC025303	SJAAM2ZV8KC025685	SJAAM2ZV0KC026037	SJAAM2ZV5KC026177
SJAAM2ZV3KC025206	SJAAM2ZV3KC025304	SJAAM2ZV3KC025691	SJAAM2ZV2KC026041	SJAAM2ZV7KC026178
SJAAM2ZV5KC025207	SJAAM2ZV7KC025306	SJAAM2ZV9KC025694	SJAAM2ZV4KC026042	SJAAM2ZV5KC026180
SJAAM2ZV9KC025209	SJAAM2ZV9KC025307	SJAAM2ZV6KC025863	SJAAM2ZV6KC026043	SJAAM2ZV7KC026181
SJAAM2ZV7KC025211	SJAAM2ZV0KC025308	SJAAM2ZVXKC025865	SJAAM2ZV3KC026047	SJAAM2ZV9KC026182
SJAAM2ZV2KC025214	SJAAM2ZV2KC025309	SJAAM2ZV3KC025867	SJAAM2ZV3KC026050	SJAAM2ZV0KC026183
SJAAM2ZV6KC025216	SJAAM2ZV9KC025310	SJAAM2ZVXKC025882	SJAAM2ZV5KC026051	SJAAM2ZV2KC026184
SJAAM4ZV3KC025217	SJAAM2ZV0KC025311	SJAAM2ZV1KC025883	SJAAM2ZV9KC026053	SJAAM2ZV4KC026185
SJAAM2ZVXKC025218	SJAAM4ZV8KC025312	SJAAM4ZV3KC025895	SJAAM2ZV0KC026054	SJAAM2ZV6KC026186
SJAAM2ZV1KC025219	SJAAM2ZV4KC025313	SJAAM2ZV1KC025897	SJAAM4ZV8KC026055	SJAAM2ZV1KC026189
SJAAM2ZV1KC025222	SJAAM2ZV6KC025314	SJAAM2ZV5KC025899	SJAAM2ZV4KC026056	SJAAM2ZV3KC026193
SJAAM2ZV9KC025226	SJAAM2ZV8KC025315	SJAAM2ZV0KC025907	SJAAM2ZV5KC026065	SJAAM2ZV7KC026195
SJAAM2ZV0KC025227	SJAAM2ZVXKC025316	SJAAM2ZV4KC025909	SJAAM2ZV7KC026066	SJAAM2ZV9KC026196
SJAAM2ZV2KC025228	SJAAM2ZV1KC025317	SJAAM2ZVXKC025915	SJAAM2ZV2KC026069	SJAAM2ZV2KC026198
SJAAM2ZV4KC025229	SJAAM2ZV5KC025319	SJAAM2ZV1KC025916	SJAAM2ZV0KC026071	SJAAM2ZV4KC026199
SJAAM2ZV2KC025231	SJAAM2ZV1KC025320	SJAAM2ZV3KC025917	SJAAM2ZV4KC026073	SJAAM2ZV9KC026201
SJAAM2ZV4KC025232	SJAAM2ZV5KC025322	SJAAM2ZV9KC025923	SJAAM2ZV6KC026074	SJAAM2ZV0KC026202
SJAAM2ZV8KC025234	SJAAM2ZV7KC025323	SJAAM2ZV4KC025926	SJAAM2ZV8KC026075	SJAAM4ZV4KC026215
SJAAM2ZVXKC025235	SJAAM2ZV6KC025328	SJAAM4ZV3KC025928	SJAAM2ZVXKC026076	SJAAM2ZV6KC026219
SJAAM2ZV1KC025236	SJAAM2ZV4KC025330	SJAAM2ZV6KC025930	SJAAM2ZV1KC026077	SJAAM2ZV4KC026221
SJAAM2ZV3KC025237	SJAAM2ZV3KC025335	SJAAM2ZVXKC025932	SJAAM2ZV3KC026078	SJAAM2ZV6KC026222
SJAAM4ZV2KC025239	SJAAM2ZV9KC025341	SJAAM4ZV7KC025933	SJAAM2ZV5KC026079	SJAAM2ZV1KC026225
SJAAM2ZV3KC025240	SJAAM2ZV6KC025345	SJAAM2ZV5KC025935	SJAAM2ZV1KC026080	SJAAM2ZV7KC026228
SJAAM2ZV5KC025241	SJAAM2ZV8KC025346	SJAAM2ZV7KC025936	SJAAM2ZV5KC026082	SJAAM2ZV9KC026229
SJAAM2ZV9KC025243	SJAAM2ZV3KC025352	SJAAM2ZV6KC025944	SJAAM2ZV0KC026085	SJAAM2ZV9KC026232

SJAAM2ZVXKC026238	SJAAM2ZV1KC026421	SJAAM2ZV3KC026632	SJAAM2ZV5KC026860	SJAAM2ZV4KC027031
SJAAM2ZVXKC026241	SJAAM2ZV5KC026423	SJAAM2ZV5KC026633	SJAAM2ZV4KC026865	SJAAM2ZV8KC027033
SJAAM2ZV1KC026242	SJAAM2ZV4KC026431	SJAAM2ZV7KC026634	SJAAM2ZV8KC026867	SJAAM2ZV1KC027035
SJAAM2ZV5KC026244	SJAAM2ZV1KC026435	SJAAM2ZV0KC026636	SJAAM2ZVXKC026871	SJAAM2ZV3KC027036
SJAAM2ZV7KC026245	SJAAM2ZV0KC026443	SJAAM2ZV2KC026637	SJAAM2ZV3KC026873	SJAAM2ZV0KC027043
SJAAM2ZV2KC026248	SJAAM2ZV6KC026446	SJAAM2ZV3KC026646	SJAAM2ZV0KC026877	SJAAM2ZV2KC027044
SJAAM2ZV0KC026250	SJAAM2ZV8KC026450	SJAAM2ZV7KC026648	SJAAM2ZV2KC026878	SJAAM2ZV6KC027046
SJAAM2ZV4KC026252	SJAAM2ZV1KC026452	SJAAM2ZV9KC026649	SJAAM2ZV4KC026879	SJAAM2ZV8KC027047
SJAAM2ZV6KC026253	SJAAM2ZV0KC026460	SJAAM2ZV5KC026650	SJAAM2ZV2KC026881	SJAAM2ZVXKC027051
SJAAM2ZV7KC026276	SJAAM2ZV3KC026470	SJAAM2ZV7KC026651	SJAAM2ZV4KC026882	SJAAM2ZV5KC027054
SJAAM2ZV9KC026277	SJAAM2ZV7KC026472	SJAAM2ZV2KC026654	SJAAM2ZV6KC026883	SJAAM2ZV9KC027056
SJAAM2ZV9KC026280	SJAAM2ZV6KC026477	SJAAM2ZV6KC026656	SJAAM2ZV5KC026888	SJAAM2ZV0KC027057
SJAAM2ZV2KC026282	SJAAM2ZV8KC026478	SJAAM2ZV5KC026664	SJAAM2ZV3KC026890	SJAAM2ZV0KC027060
SJAAM2ZV4KC026283	SJAAM2ZV8KC026481	SJAAM2ZV7KC026665	SJAAM2ZV4KC026896	SJAAM2ZV1KC027066
SJAAM2ZV6KC026284	SJAAM2ZV7KC026486	SJAAM2ZV0KC026667	SJAAM2ZV6KC026897	SJAAM2ZV3KC027067
SJAAM2ZV8KC026285	SJAAM2ZV0KC026488	SJAAM2ZV4KC026669	SJAAM2ZVXKC026899	SJAAM2ZV5KC027068
SJAAM2ZVXKC026286	SJAAM2ZV0KC026491	SJAAM2ZV0KC026670	SJAAM2ZV8KC026903	SJAAM2ZV5KC027071
SJAAM2ZV1KC026287	SJAAM2ZV4KC026493	SJAAM2ZV8KC026674	SJAAM2ZV1KC026905	SJAAM2ZV7KC027072
SJAAM2ZV3KC026288	SJAAM2ZV3KC026498	SJAAM2ZV1KC026676	SJAAM2ZV3KC026906	SJAAM2ZV0KC027074
SJAAM2ZV3KC026291	SJAAM2ZVXKC026501	SJAAM2ZV5KC026678	SJAAM2ZV9KC026909	SJAAM2ZV2KC027075
SJAAM2ZV4KC026297	SJAAM2ZV7KC026505	SJAAM2ZV6KC026690	SJAAM2ZV9KC026912	SJAAM2ZV6KC027077
SJAAM2ZV8KC026299	SJAAM2ZV0KC026507	SJAAM2ZV5KC026695	SJAAM2ZV4KC026915	SJAAM2ZVXKC027079
SJAAM2ZV0KC026300	SJAAM2ZV2KC026508	SJAAM2ZV7KC026696	SJAAM2ZV6KC026916	SJAAM2ZV8KC027081
SJAAM2ZV6KC026303	SJAAM2ZV4KC026509	SJAAM2ZV9KC026702	SJAAM2ZV8KC026920	SJAAM2ZV3KC027084
SJAAM4ZV5KC026305	SJAAM2ZV8KC026514	SJAAM2ZV2KC026704	SJAAM2ZVXKC026921	SJAAM2ZV7KC027086
SJAAM2ZV1KC026306	SJAAM2ZV2KC026525	SJAAM4ZV0KC026714	SJAAM2ZV1KC026922	SJAAM2ZV2KC027089
SJAAM2ZV5KC026308	SJAAM2ZVXKC026529	SJAAM2ZV9KC026716	SJAAM2ZV9KC026926	SJAAM2ZV2KC027092
SJAAM2ZV7KC026309	SJAAM2ZV6KC026530	SJAAM2ZV4KC026719	SJAAM2ZV0KC026930	SJAAM2ZV6KC027094
SJAAM2ZV3KC026310	SJAAM2ZVXKC026532	SJAAM2ZV0KC026720	SJAAM2ZV8KC026934	SJAAM2ZV8KC027095
SJAAM2ZV5KC026311	SJAAM2ZV3KC026534	SJAAM2ZV3KC026727	SJAAM2ZV3KC026937	SJAAM2ZV1KC027097
SJAAM2ZV7KC026312	SJAAM2ZV5KC026535	SJAAM2ZV7KC026729	SJAAM2ZV7KC026939	SJAAM2ZV5KC027099
SJAAM2ZV9KC026313	SJAAM2ZV7KC026536	SJAAM2ZV7KC026732	SJAAM2ZV3KC026940	SJAAM2ZVXKC027101
SJAAM2ZV8KC026318	SJAAM2ZV9KC026540	SJAAM2ZVXKC026739	SJAAM2ZV0KC026944	SJAAM2ZV9KC027106
SJAAM2ZV6KC026320	SJAAM2ZV0KC026541	SJAAM2ZV1KC026743	SJAAM2ZV6KC026947	SJAAM2ZV2KC027108
SJAAM2ZV8KC026321	SJAAM4ZV8KC026542	SJAAM4ZV4KC026750	SJAAM2ZV8KC026948	SJAAM2ZV2KC027111
SJAAM2ZV5KC026325	SJAAM2ZV8KC026545	SJAAM2ZV8KC026755	SJAAM2ZVXKC026949	SJAAM2ZV4KC027112
SJAAM2ZV0KC026328	SJAAM2ZVXKC026546	SJAAM2ZV5KC026759	SJAAM2ZV6KC026950	SJAAM2ZV8KC027114
SJAAM2ZV2KC026329	SJAAM2ZV5KC026549	SJAAM2ZV7KC026763	SJAAM2ZV3KC026954	SJAAM2ZV1KC027116
SJAAM2ZV0KC026331	SJAAM2ZV1KC026550	SJAAM2ZV6KC026768	SJAAM2ZV7KC026956	SJAAM2ZV5KC027118
SJAAM2ZV8KC026335	SJAAM2ZV7KC026553	SJAAM2ZV4KC026770	SJAAM2ZV9KC026957	SJAAM2ZV7KC027119
SJAAM2ZV1KC026337	SJAAM2ZV8KC026559	SJAAM2ZV0KC026779	SJAAM2ZV0KC026958	SJAAM2ZV3KC027120
SJAAM2ZV5KC026339	SJAAM2ZV1KC026564	SJAAM2ZV7KC026780	SJAAM2ZV0KC026961	SJAAM2ZV5KC027121
SJAAM2ZV1KC026340	SJAAM2ZV3KC026565	SJAAM2ZV0KC026782	SJAAM2ZV4KC026963	SJAAM2ZV0KC027124
SJAAM2ZV7KC026343	SJAAM2ZV7KC026567	SJAAM2ZV8KC026786	SJAAM2ZV6KC026964	SJAAM2ZV4KC027126
SJAAM2ZV0KC026345	SJAAM2ZV9KC026571	SJAAM2ZVXKC026790	SJAAM2ZV8KC026965	SJAAM2ZV8KC027128
SJAAM2ZV4KC026347	SJAAM2ZVXKC026577	SJAAM2ZV1KC026791	SJAAM2ZV1KC026967	SJAAM2ZVXKC027129
SJAAM2ZV6KC026348	SJAAM2ZVXKC026580	SJAAM2ZV5KC026793	SJAAM2ZV1KC026970	SJAAM2ZV6KC027130
SJAAM2ZV4KC026350	SJAAM2ZV1KC026581	SJAAM2ZV9KC026795	SJAAM2ZV3KC026971	SJAAM2ZVXKC027132
SJAAM2ZV6KC026351	SJAAM2ZV3KC026582	SJAAM2ZV4KC026798	SJAAM2ZV9KC026974	SJAAM2ZV9KC027137
SJAAM2ZV8KC026352	SJAAM2ZV0KC026586	SJAAM2ZV6KC026799	SJAAM2ZV8KC026979	SJAAM2ZV9KC027140
SJAAM2ZV1KC026354	SJAAM2ZV4KC026588	SJAAM4ZV6KC026801	SJAAM2ZVXKC026983	SJAAM2ZV0KC027141
SJAAM2ZV3KC026355	SJAAM2ZV2KC026590	SJAAM2ZV2KC026802	SJAAM2ZV5KC026986	SJAAM2ZV2KC027142
SJAAM2ZV0KC026359	SJAAM2ZV6KC026592	SJAAM2ZV1KC026807	SJAAM2ZV9KC026988	SJAAM2ZV6KC027144
SJAAM2ZV7KC026360	SJAAM2ZVXKC026594	SJAAM2ZV3KC026811	SJAAM2ZV0KC026989	SJAAM2ZV1KC027147
SJAAM2ZV9KC026361	SJAAM2ZV1KC026595	SJAAM2ZV9KC026814	SJAAM4ZV2KC026990	SJAAM2ZV3KC027148
SJAAM2ZV0KC026362	SJAAM2ZV9KC026599	SJAAM2ZV4KC026817	SJAAM2ZV6KC026995	SJAAM2ZV7KC027153
SJAAM2ZV2KC026363	SJAAM2ZV9KC026604	SJAAM2ZV4KC026820	SJAAM2ZV8KC026996	SJAAM2ZV9KC027154
SJAAM2ZV6KC026365	SJAAM2ZV2KC026606	SJAAM4ZV0KC026826	SJAAM2ZV1KC026998	SJAAM2ZV8KC027159
SJAAM2ZV0KC026376	SJAAM4ZVXKC026607	SJAAM2ZV7KC026827	SJAAM2ZV3KC027005	SJAAM2ZV8KC027162
SJAAM2ZV2KC026377	SJAAM2ZV4KC026610	SJAAM2ZV4KC026834	SJAAM2ZV9KC027008	SJAAM2ZVXKC027163
SJAAM2ZV8KC026383	SJAAM2ZV8KC026612	SJAAM2ZV6KC026835	SJAAM2ZV7KC027010	SJAAM2ZV3KC027165
SJAAM4ZV7KC026385	SJAAM2ZV1KC026614	SJAAM2ZVXKC026837	SJAAM2ZV8KC027016	SJAAM2ZV5KC027166
SJAAM2ZV0KC026393	SJAAM2ZV3KC026615	SJAAM2ZV1KC026841	SJAAM2ZVXKC027017	SJAAM2ZV9KC027168
SJAAM2ZV2KC026394	SJAAM2ZV7KC026617	SJAAM2ZV0KC026846	SJAAM4ZV9KC027019	SJAAM2ZV0KC027172
SJAAM2ZV8KC026402	SJAAM2ZV9KC026618	SJAAM2ZV6KC026849	SJAAM2ZV1KC027021	SJAAM2ZV2KC027173
SJAAM2ZV1KC026404	SJAAM2ZV9KC026621	SJAAM2ZV6KC026852	SJAAM2ZV7KC027024	SJAAM2ZV6KC027175
SJAAM2ZV7KC026407	SJAAM2ZV0KC026622	SJAAM2ZVXKC026854	SJAAM2ZV2KC027027	SJAAM2ZV1KC027178
SJAAM2ZV0KC026412	SJAAM2ZV6KC026625	SJAAM2ZV1KC026855	SJAAM2ZV4KC027028	SJAAM2ZVXKC027180
SJAAM2ZV1KC026418	SJAAM2ZVXKC026630	SJAAM2ZV3KC026856	SJAAM2ZV6KC027029	SJAAM2ZV3KC027182

SJAAM2ZV7KC027184	SJAAM2ZV8KC027405	SJAAM2ZV8KC027565	SJAAM2ZV2KC027674	SJAAM2ZVXKC027759
SJAAM2ZV9KC027185	SJAAM2ZVXKC027406	SJAAM2ZVXKC027566	SJAAM2ZV4KC027675	SJAAM2ZVXKC027762
SJAAM2ZV4KC027188	SJAAM2ZV1KC027407	SJAAM2ZV5KC027569	SJAAM2ZV6KC027676	SJAAM2ZV3KC027764
SJAAM2ZV6KC027189	SJAAM2ZV0KC027415	SJAAM2ZV0KC027575	SJAAM2ZVXKC027678	SJAAM2ZV5KC027765
SJAAM2ZV4KC027191	SJAAM2ZV7KC027427	SJAAM2ZV2KC027576	SJAAM2ZV8KC027680	SJAAM2ZV9KC027767
SJAAM2ZV3KC027196	SJAAM2ZV8KC027436	SJAAM2ZV8KC027579	SJAAM2ZVXKC027681	SJAAM2ZV6KC027774
SJAAM2ZV1KC027200	SJAAM2ZV9KC027459	SJAAM2ZV6KC027581	SJAAM2ZV5KC027684	SJAAM2ZVXKC027776
SJAAM2ZV8KC027212	SJAAM2ZVXKC027471	SJAAM2ZV5KC027586	SJAAM2ZV9KC027686	SJAAM2ZV1KC027777
SJAAM2ZVXKC027213	SJAAM2ZV3KC027473	SJAAM2ZV0KC027589	SJAAM2ZV0KC027687	SJAAM2ZV1KC027780
SJAAM2ZV0KC027219	SJAAM2ZV7KC027475	SJAAM2ZV9KC027591	SJAAM2ZV0KC027690	SJAAM2ZV7KC027783
SJAAM2ZV1KC027228	SJAAM2ZV0KC027480	SJAAM2ZV0KC027592	SJAAM2ZV4KC027692	SJAAM2ZV9KC027784
SJAAM2ZV0KC027236	SJAAM2ZV8KC027484	SJAAM2ZV6KC027595	SJAAM2ZV8KC027694	SJAAM2ZV2KC027786
SJAAM2ZV2KC027237	SJAAM2ZVXKC027485	SJAAM2ZV8KC027596	SJAAM2ZV1KC027696	SJAAM2ZV6KC027788
SJAAM2ZV2KC027240	SJAAM2ZV1KC027486	SJAAM2ZV3KC027599	SJAAM2ZV5KC027698	SJAAM2ZV8KC027789
SJAAM2ZV4KC027241	SJAAM2ZV7KC027489	SJAAM2ZV6KC027600	SJAAM2ZV7KC027699	SJAAM2ZV6KC027791
SJAAM2ZV5KC027247	SJAAM2ZV6KC027497	SJAAM2ZV3KC027604	SJAAM2ZVXKC027700	SJAAM2ZVXKC027793
SJAAM2ZV0KC027253	SJAAM2ZV8KC027498	SJAAM2ZV7KC027606	SJAAM2ZV5KC027703	SJAAM2ZV5KC027801
SJAAM2ZV8KC027257	SJAAM2ZV2KC027500	SJAAM2ZV9KC027607	SJAAM2ZV4KC027708	SJAAM2ZV2KC027805
SJAAM2ZV8KC027260	SJAAM2ZV6KC027502	SJAAM2ZV9KC027610	SJAAM2ZV4KC027711	SJAAM2ZV4KC027806
SJAAM2ZV5KC027264	SJAAM2ZV7KC027508	SJAAM2ZVXKC027616	SJAAM2ZV6KC027712	SJAAM2ZV6KC027807
SJAAM2ZV0KC027270	SJAAM2ZV9KC027512	SJAAM2ZV3KC027618	SJAAM2ZV1KC027715	SJAAM2ZV9KC027817
SJAAM2ZV8KC027274	SJAAM2ZV2KC027514	SJAAM2ZV7KC027623	SJAAM2ZV3KC027716	SJAAM2ZV0KC027821
SJAAM2ZV0KC027284	SJAAM2ZV6KC027516	SJAAM2ZV4KC027627	SJAAM2ZV5KC027720	SJAAM2ZVXKC027826
SJAAM2ZV6KC027290	SJAAM2ZV1KC027519	SJAAM2ZV8KC027629	SJAAM2ZV2KC027724	SJAAM2ZV1KC027830
SJAAM2ZV8KC027291	SJAAM2ZV7KC027525	SJAAM2ZV4KC027630	SJAAM2ZV4KC027725	SJAAM2ZV0KC027835
SJAAM2ZV9KC027297	SJAAM2ZV9KC027526	SJAAM2ZV1KC027634	SJAAM2ZV6KC027726	SJAAM2ZV2KC027836
SJAAM2ZV7KC027301	SJAAM2ZV2KC027528	SJAAM2ZV5KC027636	SJAAM2ZV8KC027727	SJAAM2ZV6KC027838
SJAAM2ZVXKC027311	SJAAM2ZVXKC027535	SJAAM2ZV9KC027638	SJAAM2ZVXKC027731	SJAAM2ZV8KC027839
SJAAM2ZV9KC027316	SJAAM2ZV1KC027536	SJAAM2ZV4KC027644	SJAAM2ZV3KC027733	SJAAM2ZV6KC027841
SJAAM2ZV2KC027321	SJAAM2ZV9KC027543	SJAAM2ZV1KC027648	SJAAM2ZV7KC027735	SJAAM2ZV3KC027845
SJAAM2ZV7KC027332	SJAAM2ZV4KC027546	SJAAM2ZVXKC027650	SJAAM2ZV9KC027736	SJAAM2ZV7KC027850
SJAAM2ZV8KC027341	SJAAM2ZV6KC027550	SJAAM2ZV1KC027651	SJAAM2ZV4KC027739	SJAAM2ZV9KC027851
SJAAM2ZV0KC027351	SJAAM2ZV8KC027551	SJAAM2ZV5KC027653	SJAAM2ZV4KC027742	SJAAM2ZV2KC027853
SJAAM2ZV4KC027353	SJAAM2ZV1KC027553	SJAAM2ZV6KC027659	SJAAM2ZV6KC027743	SJAAM2ZV8KC027856
SJAAM4ZV5KC027356	SJAAM2ZV3KC027554	SJAAM4ZV5KC027664	SJAAM2ZV3KC027747	SJAAM2ZV3KC027859
SJAAM2ZV4KC027370	SJAAM2ZV7KC027556	SJAAM2ZV7KC027668	SJAAM2ZV5KC027748	SJAAM2ZV1KC027861
SJAAM2ZV0KC027379	SJAAM2ZV9KC027557	SJAAM2ZV9KC027669	SJAAM2ZV5KC027751	SJAAM2ZV3KC027862
SJAAM2ZV2KC027402	SJAAM2ZV2KC027559	SJAAM2ZV9KC027672	SJAAM2ZV4KC027756	SJAAM2ZV7KC027864