




Porsche Tester IV Online Update 42.400.020 & .022


Vehicle Type: **All**

Subject: **Porsche Tester IV Online Update 42.400.020 & .022**

Information: ** Important!**
This software is only intended for use on Porsche Tester IV.

 Note!
Regarding handling of the proprietary Porsche Tester IV software, we refer to Article 6 - "Transfer for use and assigned of rights of use" - of the Porsche PT4G Purchase and License Agreement, in particular the ban on duplicating the software or making it available to third parties.

 Caution!
Download must not be interrupted!

 Important!
During the entire update process, the Porsche Tester IV must not be disconnected from the power supply!
Installation of the software update via Online Update

Porsche Tester IV Online Update 42.400.020 & .022

Porsche Tester IV Online Update

Porsche Tester IV



Designation: Porsche Tester IV Online Update 42.400.020 & .022

Part Number: N/A

Tool Number: N/A

Use: Update of Porsche Tester IV

Price: Free of charge, included in the annual usage fee for Porsche Tester licenses.

Porsche Tester IV Online Update 42.400.020 & .022

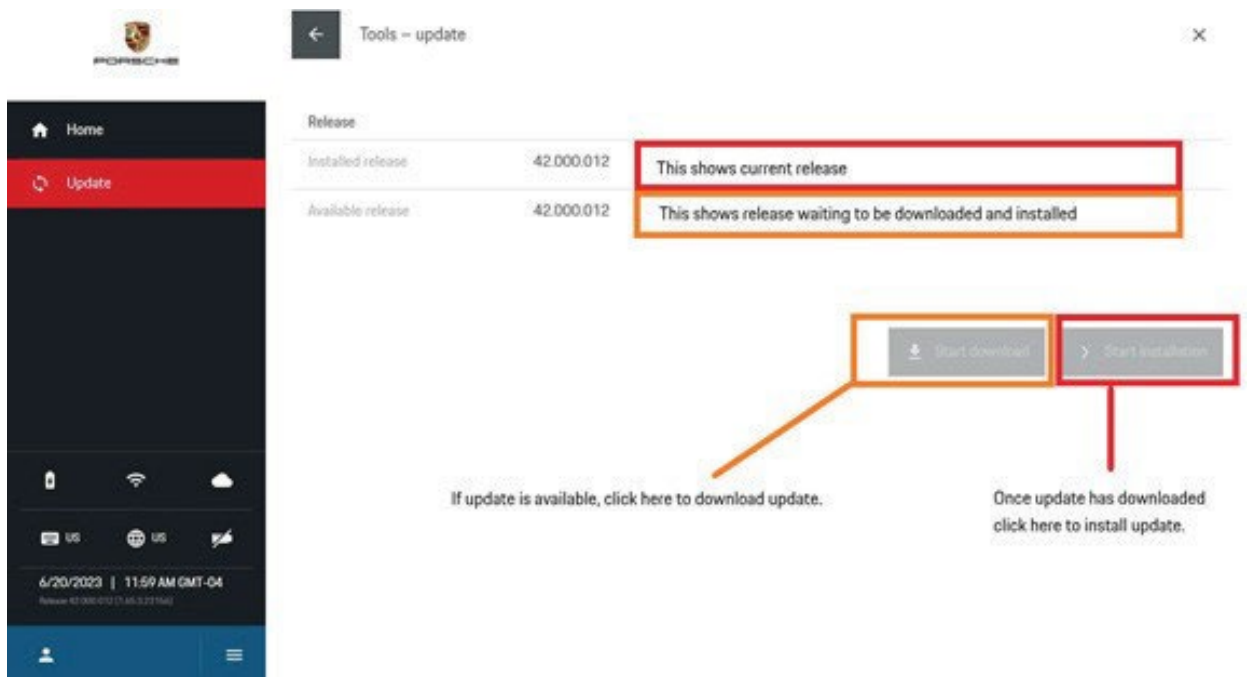
Work
Procedure:

Installation of the software update via Online Update

i Important!

The download process must be started by user once an online connection is available. Select "Update" in the "Tools" menu to view the current update availability status. If an update is shown, select "Start Download". Installation of the releases must be started manually after the download has completed by pressing the "Start installation" button. Prerequisite: PPN Porsche Tester License registration must have been carried out successfully.

1. Connect Porsche Tester IV to an external power supply and start it.
2. Start installation using menu item "Tools - Update" then select "Start Installation" on the Porsche Tester 4 user interface.
3. After successful installation, Porsche Tester IV will need to restart.
4. After the restart the update has now been completed.



Porsche Tester IV Online Update 42.400.020 & .022

Porsche Tester IV Update Release History

Release	Date
42.250.032	09/19/2023
42.250.040	09/22/2023
42.250.042	09/25/2023
42.250.045	09/29/2023
42.250.050	10/05/2023
42.250.060 & .062	10/11/2023
42.250.069	10/12/2023
42.300.000	10/13/2023
42.300.005	10/17/2023
42.300.010	10/20/2023
42.300.015	10/24/2023
42.300.020 & .022	10/27/2023
42.300.030, .031 & .032	11/03/2023
42.300.035	11/07/2023
42.300.040 & .041	11/10/2023
42.300.050 & .052	11/17/2023
42.400.000 & .010	12/01/2023
42.400.020 & .022	12/08/2023

Further information:

- PT4G testers can only be updated from the current software level.
- PT4G testers cannot be backdated or targeted for a specific older software level.
- If a software restore is to be performed, the tester will install the most current software release available.
- When a new update is installed, only the objects that have been added/changed are installed to save time during the update process.

Online update, Fazit, PPN access and VAL data transfer:

The "Online Update", "Fazit Access", "PPN Access" and "VAL Data Return" functions can only be run if the network settings and any proxy settings that are used were set correctly and if a valid PT4G device certificate was created successfully for the Porsche Tester 4 being used for access. The user must have PPN access and must be allocated to the device certificate.

Porsche Tester IV Online Update 42.400.020 & .022

General
Information:

Ordering process:

Tools identified with a prefix of VAS, VAG and T:
Place orders via porsche.snapon.com.

Tools with a prefix of 000 721, 918 721, PNA or P:
Place orders via POLARIS (PPL).

Diagnostic Equipment:

Open a PRMS ticket. Technical Support >> [Tester Support](#)

Special Tool Support:

For questions related to VAS, VAG, and "T" tools:

Contact SBS customer care at 1-855-895-2013 or PorscheTEP@SnapOn.com.

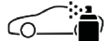

For Polaris numbers 000.721, 918.721, PNA and "P" tools:

Open a PRMS ticket. Technical Support >> [Special Tools](#)

Diagnostic Equipment:

Open a PRMS ticket. Technical Support >> [Tester Support](#)

Workshop Equipment Classification

- ★ Servicing and maintenance
- ★★ Replacement of units and assemblies
- ★★★ Disassembly of units and assemblies
- ★★★★ Rental
-  Body & Paint
-  High-voltage