



Service Bulletin


Bulletin No.: 24-NA-011

Date: January, 2024


TECHNICAL

Subject: Krytox Application to Rear Sunroof

Brand:	Model:	Model Year:		VIN:		Engine:	Transmission:
		from	to	from	to		
Cadillac	LYRIQ	2023	2024	—	—	—	—

Involved Region or Country	North America
Condition	Some customers may comment on an itch noise coming from the rear sunroof glass.
Cause	The cause of the condition may be the glass itching from the roof body.
Correction	<p>Apply Krytox to seal the lip feature.</p> 

6520477




6520473

1. Obtain Krytox, a plastic card, a paper towel, and a small paint brush or cotton swab.



6520475

2. Using a plastic card, wrap a corner with paper towel, put a corner of the card under the lip and swipe along the lip from the rear of the vehicle to the front.



6520476

3. Dip a cotton swab in Krytox then use the plastic card to get the cotton swab under the lip.
4. Run the cotton swab from the rear of the sunroof lip to the front to seal the sunroof.
5. Repeat on the other side.

Service Procedure

Important: Service agents must comply with all International, Federal, State, Provincial, and/or Local laws applicable to the activities it performs under this bulletin, including but not limited to handling, deploying, preparing, classifying, packaging, marking, labeling, and shipping dangerous goods. In the event of a conflict between the procedures set forth in this bulletin and the laws that apply to your dealership, you must follow those applicable laws.

Warranty Information

For vehicles repaired under the Bumper-to-Bumper coverage (Canada Base Warranty coverage), use the following labor operation. Reference the Applicable Warranties section of Investigate Vehicle History (IVH) for coverage information.

Labor Operation	Description	Labor Time
6086088*	Add Krytox Seal to Rear Sunroof Glass	0.2 hr
*This is a unique Labor Operation for bulletin use only.		

Version	1
Modified	Released January 12, 2024

