



PDI
Cayenne / S / GTS / Turbo GT / E-Hybrid / S E-Hybrid / Turbo E-Hybrid
 as of 2024 model

Date: **Order No.:**





VIN:

Note The term 'checking' includes all necessary subsequent work, such as adjusting, readjusting, correcting and topping up, but does not include repairing, replacing and reconditioning parts or assemblies

		Cayenne / S / GTS / Turbo GT	E-Hybrid / S E-Hybrid / Turbo E-Hybrid		
Measures					
	Electronics	Check in PCSS - Porsche Central Service System for open campaigns for the vehicle.	●	●	<input type="checkbox"/>
		PIWIS Tester - Diagnosis - Additional Menu: Vehicle Handover to Deactivate Transport Mode; Establish GPS Signal in the vehicle (6+ Satellites); Verify Correct Time & Geolocation in the Instrument Cluster & PCM before proceeding to deactivating Flight Mode.	●	●	<input type="checkbox"/>
		Proceed with Vehicle Handover after verification of correct time & location via GPS. Perform function "Deactivate Flight Mode" with sufficient LTE Cellular reception (48.8% or greater recommended). Lock the vehicle and allow to Sleep (ca. 10-15 min).	●	●	<input type="checkbox"/>
		Verify the SOS LED in the overhead console is Green following a vehicle sleep cycle. Repeat the Deactivate Flight Mode function and vehicle sleep cycle in an area of stronger cellular coverage if necessary.	●	●	<input type="checkbox"/>
		Proceed with Vehicle Handover after verification of Green SOS LED: Write maintenance intervals; Install Instructions (Onboard Owner's Manual) in the PCM; Reset the range calculation.	●	●	<input type="checkbox"/>
		Finish Vehicle Handover by setting up Smart Service after ensuring all prior Vehicle Handover steps are successfully completed.	●	●	<input type="checkbox"/>
	Inside the vehicle	Check conformity of VIN on vehicle, data bank, vehicle registration documents and on-board documentation	●	●	<input type="checkbox"/>
		Electrical equipment and indicator and warning lights: check operation	●	●	<input type="checkbox"/>
		Horn and clock: check function	●	●	<input type="checkbox"/>
		Check engine oil level	●	●	<input type="checkbox"/>
		Check comfort tire pressure	●	●	<input type="checkbox"/>
		Interior equipment: visual inspection for damage and soiling	●	●	<input type="checkbox"/>
		Alarm system: check function of monitoring devices	●	●	<input type="checkbox"/>
		Complete the vehicle and check that all equipment is present	●	●	<input type="checkbox"/>
	Outside the vehicle	Remove transport locks and transport protection	●	●	<input type="checkbox"/>
		Windshield wiper/washer system, headlight cleaning system: check operation, fluid level and nozzle settings; check window cleaner or antifreeze, depending on time of year; check wiper blades	●	●	<input type="checkbox"/>

- Please tick
- Relevant model line
- OK (one click) Not OK (double-click) Repaired (triple-click)

PDI
Cayenne / S / GTS / Turbo GT / E-Hybrid / S E-Hybrid / Turbo E-Hybrid
as of 2024 model

		Cayenne / S / GTS / Turbo GT	E-Hybrid / S E-Hybrid / Turbo E-Hybrid		
Measures					
	Outside the vehicle	Vehicle lights: check function	●	●	<input type="checkbox"/>
		All headlights: check adjustment	●	●	<input type="checkbox"/>
		Mobile roofs: check function	●	●	<input type="checkbox"/>
		Wheels, tires: visual inspection for damage	●	●	<input type="checkbox"/>
		Check wheel mounting: ensure wheel bolts are torqued to specification	●	●	<input type="checkbox"/>
		Exterior equipment and paintwork: visual inspection for damage	●	●	<input type="checkbox"/>
		Door and lid locks: check function	●	●	<input type="checkbox"/>
		Glazing: visual inspection for damage	●	●	<input type="checkbox"/>
		Assemble Porsche Mobile Charger (AC) (high-voltage charging cable)		●	<input type="checkbox"/>
		High-voltage battery: Checking charge state (recommended: approx. 80% charge when handing over to customers)			●
	Under the vehicle	Brake hoses and lines: visual inspection for damage in wheel area	●	●	<input type="checkbox"/>
		Oils, fluids: visual inspection for leaks	●	●	<input type="checkbox"/>
	Engine compartment	Check brake fluid level	●	●	<input type="checkbox"/>
		Check engine coolant level and fill up to Max level		●	<input type="checkbox"/>
	Test drive	Central locking, front seats, electric parking brake and footbrake, engine, transmission, steering, ParkAssist, automatic cruise control, PSM switch, heater, sports exhaust system, air conditioning and instruments: Checking function	●	●	<input type="checkbox"/>
		On vehicles equipped with option PY3 - Porsche InnoDrive incl. Adaptive Cruise Control (ACC) and Active Lane Keep Assist (ALK), please ensure the availability of ALK in the Assist menu in the PCM. ¹			<input type="checkbox"/>
		Check vehicle for unusual handling behaviour, vibration and noise, 32 miles required prior to customer delivery²	●	●	<input type="checkbox"/>
		Diagnostic system: read out and erase fault memory	●	●	<input type="checkbox"/>

¹ For vehicles without ALK available in the PCM, please refer to ATI 9YA 9YB 2 2321
- InnoDrive - Active Lane Keep Assist Function Not Available in the Vehicle.

² Base (V6) Cayenne ONLY

- Please tick
- Relevant model line
- OK (one click) Not OK (double-click) Repaired (triple-click)



PORSCHE

PDI

Cayenne / S / GTS / Turbo GT / E-Hybrid / S E-Hybrid / Turbo E-Hybrid
as of 2024 model

Signature (technician): _____

[] []
[] []

Porsche Center Stamp

- Please tick
- Relevant model line
- OK (one click) Not OK (double-click) Repaired (triple-click)

Copyright by
Porsche Cars North America, Inc.
Edition 01/24