

- ATTENTION:**
- GENERAL MANAGER
 - PARTS MANAGER
 - CLAIMS PERSONNEL
 - SERVICE MANAGER

IMPORTANT - All Service Personnel Should Read and Initial in the boxes provided, right.

© 2021 Subaru of America, Inc. All rights reserved.



QUALITY DRIVEN® SERVICE

SERVICE BULLETIN

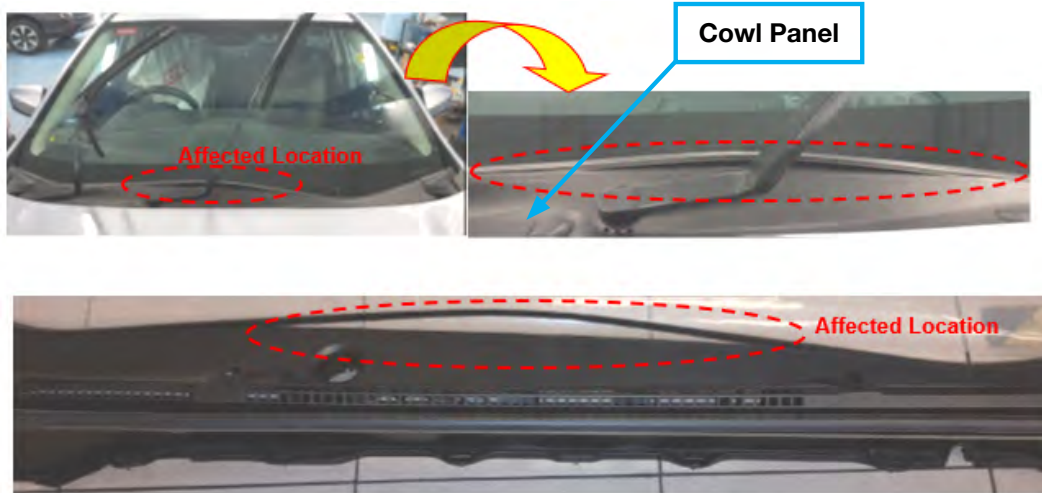
APPLICABILITY: 2018-21MY Crosstrek
 2017-23MY Impreza
 2020-23MY Legacy & Outback

SUBJECT: Cowl Panel – Design Change

NUMBER: 12-321-21R
DATE: 07/19/21
REVISED: 03/26/24

INTRODUCTION:

This bulletin announces a design change made to the cowl panel. These new parts utilize ten additional fixing points between the cowl panel and its rubber protector. This change was made to address a small number of cases where the rubber sealing portion had become separated as shown below. If this issue is confirmed, the cowl panel must be replaced.



PRODUCTION CHANGE INFORMATION:

The new panels have been fitted into vehicle production as per the table below.

Model	Starting VIN
Crosstrek	M8332704
Impreza (4-door)	TBD
Impreza (5-door)	P3722284
Legacy	R3022892
Outback	R3242371

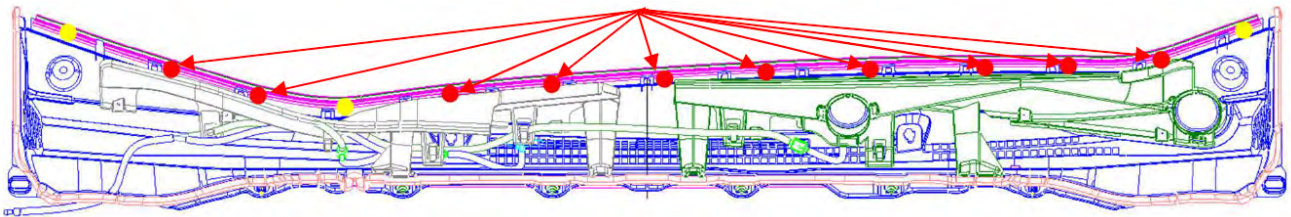
<p>CAUTION: VEHICLE SERVICING PERFORMED BY UNTRAINED PERSONS COULD RESULT IN SERIOUS INJURY TO THOSE PERSONS OR TO OTHERS.</p> <p>Subaru Service Bulletins are intended for use by professional technicians ONLY. They are written to inform those technicians of conditions that may occur in some vehicles, or to provide information that could assist in the proper servicing of the vehicle. Properly trained technicians have the equipment, tools, safety instructions, and know-how to do the job correctly and safely. If a condition is described, DO NOT assume that this Service Bulletin applies to your vehicle, or that your vehicle will have that condition.</p>	<p style="text-align: center;">Subaru of America, Inc. is ISO 14001 Compliant</p> <p>ISO 14001 is the international standard for excellence in Environmental Management Systems. Please recycle or dispose of automotive products in a manner that is friendly to our environment and in accordance with all local, state and federal laws and regulations.</p>
--	--

Continued...

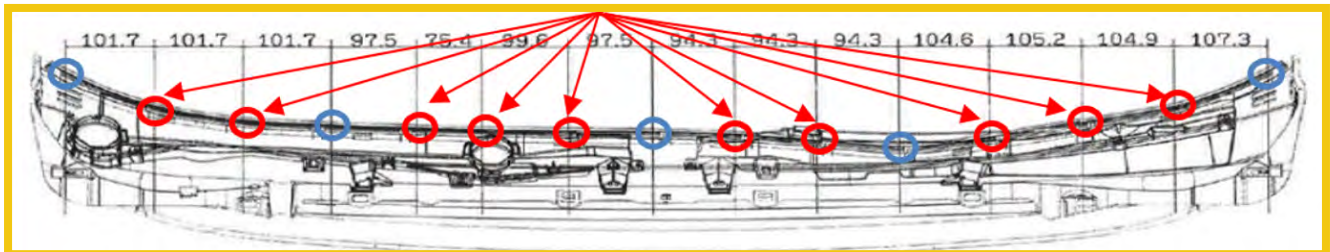
PART INFORMATION:

10 additional fixing points have been incorporated into the new cowl panel.

Impreza & Crosstrek



Outback & Legacy



REMINDER: Always order the most up-to-date replacement parts based on the specific VIN being repaired.

Model	Part Description	Part Number
Crosstrek	COWL PANEL WITH CONVENTIONAL WINDSHIELD WASHERS	91419FL011
	COWL PANEL WITH WIPER ARM INTEGRATED WINDSHIELD WASHERS	91419FL051
Impreza	COWL PANEL WITH CONVENTIONAL WINDSHIELD WASHERS	91419FL00B
	COWL PANEL WITH WIPER ARM INTEGRATED WINDSHIELD WASHERS	91419FL01B
Legacy & Outback	COWL PANEL ASSEMBLY	91419AN01D

SERVICE PROCEDURE / INFORMATION:

REMINDER: Customer satisfaction and retention starts with performing quality repairs.

The service procedure for the cowl panel replacement have remained unchanged:

Body & Electrical/WIRING SYSTEM > EXTERIOR/INTERIOR TRIM > Cowl Panel

Continued...

WARRANTY / CLAIM INFORMATION:

For vehicles within the Basic New Car Limited Warranty period, this repair may be submitted using the following claim information:

Labor Description	Labor Operation #	Labor Time	Fail Code
ONE OR ALL COWL GRILL MOLDINGS R&R	A916-411	.3	XBP27

IMPORTANT REMINDERS:

- SOA strongly discourages the printing and/or local storage of service information as previously released information and electronic publications may be updated at any time.
- Always check for any open recalls or campaigns anytime a vehicle is in for servicing.
- Always refer to STIS for the latest service information before performing any repairs.