



Service Bulletin

File in Section: -

Bulletin No.: PIT4898C

Date: August, 2015

PRELIMINARY INFORMATION


Subject: The Drivers Power Seat Inoperative or SIR Light Is On With DTCs B0014 B0015 B0021

Models: 2010 Chevrolet Equinox

This PI was superseded to edit Subject. Please discard PIT4898B.

The following diagnosis might be helpful if the vehicle exhibits the symptom(s) described in this PI.


Condition/Concern



2321545

In rare cases, customers may complain that the driver's power seat is inoperative and/or the SIR light is coming on intermittently. When diagnosing the vehicle, DTC's B0014 and/or B0015 may be found in the SDM. The "PWR SEAT LT" fuse may be open in the underhood fuse block. This may be caused by a wire harness getting pinched under the driver's seat, between the seat frame and the power seat motor (see picture above). This concern happens when the seat is moved to the up position. This is applicable for both 4 and 8 way power seats.

Recommendation/Instructions



2462212

Check the wire harness under the seat for contact between the seat frame and the power seat motor. Picture shown is viewing the driver's seat from underneath (passenger's seat similar). If any wires are found to be damaged, repair them as necessary. For repair information regarding X308 and X310 see the latest version of 14710: Special Coverage Adjustment - Illumination of Airbag Readiness Light/Service Airbag Message


On vehicles equipped with 4 way seats, driver's side seat wiring to switch can become pinched and/or chafe on side shield bracket. This can add more pressure from the harness to the seat switch and damage the seat switch. This condition occurs when the seat is in the full down position.



2526551

Add abrasion tape and/or wiring conduit to harness in this area. Additionally, file burr smooth.

Driver side 8 way power seat pre-tensioner branch/connection in tension when seat is in full up position. May cause air bag code to set. Tension at connector may cause broken/pulled out wires at connector



2526555

Reposition the wire harness branch 10mm to 20mm for more slack.

Pretensioner/Lumbar branch on drivers side 8 way power seat may become pinched or trapped under outboard side bracket.



2526558

Add conduit or equivalent protective covering wire harness

Please follow this diagnostic or repair process thoroughly and complete each step. If the condition exhibited is resolved without completing every step, the remaining steps do not need to be performed.