



Technical Bulletin

Model(s)	Year	Eng. Code	Trans. Code	VIN Range From	VIN Range To
Touareg	2011-2012	3.0L TDI (CATA)	All	All	All

Condition

01 13 11 April 11, 2013 2033416

Update Programming - MIL ON, DTC P0263, P0266, P0269, P0272, P0275 and/or P0278 Stored in ECM Fault Memory

One or more of the following fault codes may be stored in the ECM Fault Memory:

DTC	Description
P0263	Cylinder 1 Contribution/Balance
P0266	Cylinder 2 Contribution/Balance
P0269	Cylinder 3 Contribution/Balance
P0272	Cylinder 4 Contribution/Balance
P0275	Cylinder 5 Contribution/Balance
P0278	Cylinder 6 Contribution/Balance

Technical Background

Diagnostic strategy too sensitive.

Production Solution

Improved ECM software to address MIL ON complaints.

Technical Bulletin

Service

Update-Programming Procedure:



Tip:

To Update-Programming using SVM, **review and follow** instructions in **Technical Bulletin Instance 2014603** "Software Version Management".

The SVM Process must be completed in its entirety so the database receives the update confirmation response. A warranty claim may not be reimbursed if there is no confirmation response to support the claim.



Note:

Prior to launching VAS-PC application and starting control module update process, confirm tester screen saver and power settings in accordance with Special Tools and Equipment - Service Information Circular # VVT-12-02. Failure to do so may result in the tester entering power save mode during data transfer, and subsequent control module failure.

When using a VAS 6150/5051B or VAS 5052A tester in conjunction with a VAS 5054A wireless transmitter head for a flash procedure, please connect a USB cable between the transmitter head and the tester. Failure to do so may lead to errors during the flash procedure.


VAS tools must only be used with their power adapters plugged in. Under no circumstances should they be used on battery power alone during the programming procedure.

Update the Engine Control Module using the SVM Unit code as listed in the table below:

Model	Engine	Old ECM Software Part No.	Old ECM Software Version	New ECM Software Part No.	New ECM Software Version (or higher)	SVM Unit Code
Touareg	CATA	7P0907401J	0001 0002 0003	7P0907401J	0004	363C
Touareg	CATA	7P0907401E	Y945 0002 0003 0004 0005	7P0907401J	0004	363C


Technical Bulletin

The procedure can be found in GFF under Functions/ Component Selection, Software Version Management, Adapting Software.

 **WARNING:**

Radiator Fan(s) may cycle ON high speed during the Update Process! There is a risk that personal injury may result if contact is made with spinning fan blades.

Keep hands and all objects away from Radiator Fan(s) during Update Process!

 **Tip:**

The SVM Process must be completed in its entirety so the database receives the update confirmation response. A warranty claim may not be reimbursed if there is no confirmation response to support the claim or action is carried out that is not explicitly stated in the Technical Bulletin.

Ensure attached ECM/TCM Tuning Form has been completed and signed by customer as required in SVM Technical Bulletin Instance 2014603.

Warranty

To determine if this procedure is covered under Warranty, always refer to the Warranty Policies and Procedures Manual ¹⁾					
Model(s)	Year(s)	Eng. Code(s)	Trans. Code(s)	VIN Range From	VIN Range To
Touareg	2011-2012	3.0L TDI (CATA)	All	All	All
SAGA Coding					
Claim Type:	Use applicable Claim Type ¹⁾				
Service Number:	Damage Code	HST		Damage Location (Depends on Service No.)	
2360	0039	--		Use applicable when indicated in ElsaWeb (L/R)	
Parts Manufacturer	Touareg				WVO ²⁾



Technical Bulletin

Labor Operation ³⁾ : Charge Battery		27068950 = 10 TU
Labor Operation ³⁾ : Update Programming		23602599 = 65 TU
Causal Part:		Select Labor Operation 23602599
Diagnostic Time ⁴⁾		
GFF Time expenditure	01500000 = 20 TU max.	YES
Road Test	01210002 = 00 TU 01210004 = 00 TU	NO
Technical Diagnosis	01320000 = 00 TU max.	NO
Claim Comment: Input "As per Technical Bulletin 2033416" in comment section of Warranty Claim.		
<p>¹⁾ Vehicle may be outside any Warranty in which case this Technical Bulletin is informational only</p> <p>²⁾ Code per warranty vendor code policy.</p> <p>³⁾ Labor Time Units (TUs) are subject to change with ELSA updates.</p> <p>⁴⁾ Documentation required per Warranty Policies and Procedures Manual.</p>		

Required Parts and Tools

No Special Parts required.

Tool Description	Tool No:
Midtronics Battery Tester/Charger	InCharge 940 (INC-940)
VAS Diagnostic Tool	VAS 5051B, VAS 5052A, VAS 6150/X & VAS 6160/-VPC with: <ul style="list-style-type: none"> - VAS-PC Base V19.01.01 and current version - Brand disc - ODIS Service V1.1.3 or higher

Additional Information


All part and service references provided in this Technical Bulletin are subject to change and/or removal. Always check with your Parts Dept. and Repair Manuals for the latest information.



**OWNER INFORMATION ABOUT CONTROL MODULE TUNING*
ACKNOWLEDGEMENT AND AUTHORIZATION FOR
REPROGRAMMING (REFLASHING) OF CONTROL MODULE(S)**

*) "TUNING" is described as the addition of or modification of any component which causes a Volkswagen vehicle to perform outside the normal parameters and specifications approved by Volkswagen Group of America / Volkswagen Group Canada.

Date: _____
Dealer Number: _____
Vehicle Identification Number: _____
Repair Order Number: _____



Dealer stamp

I _____, owner or driver of the above identified Volkswagen, confirm:

- "Tuning" as described above (especially power increasing modifications) has NOT been performed on my vehicle.
- "Tuning" as described above has been performed on my vehicle and the following components were modified or installed:

TUNING was performed by (Please provide Company name and telephone number, if you wish us to contact them):

I understand that if my Control Module is determined to have been tuned, any damage caused by the tuning of the Control Module (including adverse emissions consequences) will not be covered by VWGoA / VGC warranties.

I am permitting an authorized Volkswagen Dealer to reflash (update) my Control Module, and by doing so, I understand that this process will automatically overwrite (destroy) and permanently delete any tuning program that was previously installed on the Control Module of my Volkswagen vehicle.

By signing below, I fully acknowledge and understand that the tuning program will not be restored and VWGoA / VGC, will not be liable in any way for the loss of tuning data.

Signature of Customer