
	GROUP <b>CHA</b>	MODEL <b>2011~2016MY Sportage (SL) 2011~2015MY Sorento (XMa)</b>
	NUMBER <b>047</b>	DATE <b>April 2015</b>
<b>TECHNICAL SERVICE BULLETIN</b>		
<b>SUBJECT: AWD SYSTEM HYDRAULIC ACTUATOR REPLACEMENT</b>		

This bulletin provides the procedure for replacement of the hydraulic actuator of some All-Wheel Drive (AWD) equipped 2011~2016MY Sportage (SL) vehicles, produced from May 6, 2010 through February 19, 2013 and some AWD equipped 2011~2015MY Sorento (XMa) vehicles, produced from October 24, 2009 through December 11, 2014, which may exhibit an inoperative AWD system with the Malfunction Indicator Lamp (MIL) on and DTCs P1820/1821/1822/1823/1824 (Active or in History). To correct this concern, replace the affected hydraulic actuator by referring to the applicable service procedure on KGIS. **NOTE: Do NOT replace the coupling assembly for these concerns. Unnecessary assembly replacement may result in chargebacks.**

- **P1820** Pump for 4WD Motor High overcurrent detected
- **P1821** Pump for 4WD Motor Wire Short to Battery
- **P1822** Pump for 4WD Motor Wire Open Load
- **P1823** Pump for 4WD Motor Wire Short to Ground
- **P1824** Pump for 4WD Slow Thermal Overload




File Under: <Chassis >

Circulate To:     General Manager     Service Manager     Parts Manager

Service Advisor(s)     Technician(s)     Body Shop Manager     Fleet Repair

**Service Procedure:**

1. Replace the affected hydraulic actuator with a new one by referring to "4 Wheel Drive System→ Coupling Assembly → Oil Hydraulic Motor (Actuator) → Repair Procedures" chapter in the applicable Workshop Manual. **NOTE: To avoid fluid leaks, do NOT replace the actuator while coupling assembly is installed in the vehicle.**

**\* NOTICE**

To prevent any fluid leaks, hold the coupling assembly upright when replacing the Hydraulic Actuator. There is no replacement fluid allowance for this repair.


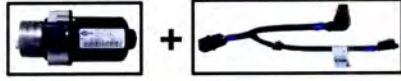

**CAUTION**

To prevent coupling damage after actuator replacement, be sure to follow the Service Information on KGIS. Any warranty claims for damaged couplings associated with a low fluid condition may be subject to chargeback.



**SUBJECT: AWD SYSTEM HYDRAULIC ACTUATOR REPLACEMENT**

## REQUIRED PARTS:

Model	Applicable Date	Part Number	Figure	Comments
XMa	From October 24, 2009 ~ December 11, 2014	47810 3B520		Hydraulic Actuator
SL	From May 6, 2010 through February 19, 2013	47810 3B520 (Actuator) 47891 3B310 (Harness)		Hydraulic Actuator and Actuator Harness
	From February 20, 2013 ~	47810 3B520		Hydraulic Actuator

## AFFECTED VEHICLE RANGE:

Model	Production Date Range
Sorento (XMa)	From October 24, 2009 ~ December 11, 2014
Sportage (SL)	From May 6, 2010 through February 19, 2013 and From February 20, 2013 ~

## WARRANTY INFORMATION:

Claim Type	Causal P/N	Qty.	N Code	C Code	Repair Description	Labor Op Code	Op Time	Replacement P/N	Qty.
W	47810 3B520	1	13A	ZZ1	(CHA 047) Hydraulic Actuator Replace (XMa)	47801R00	0.7 M/H	N/A	0
		1			(CHA 047) Hydraulic Actuator Replace (SL 05/06/02~02/19/2013)			47891 3B310	1
		1			(CHA 047) Hydraulic Actuator Replace (SL 02/20/2013~)			N/A	0