

SB-10058525-9629



Mercedes-Benz



Action

Date: June 2015
Action No.: C1A 15 06 01
Group: 68

SUBJECT: **Model 205 (C-Class)**
Model Year 2015
Replace Instrument Panel

This Customer One Action has been initiated due to a quality issue. An authorized Mercedes-Benz dealer will replace the instrument panel on affected vehicles which are in dealer inventory or in transit to the dealer. Please perform this repair immediately. Do not retail the vehicle prior to repair. Parts will be provided directly to the dealer. Do not order parts.

Prior to performing this Customer 1 Action:
Please check VMI to insure the vehicle is involved and to determine if the vehicle has been previously repaired.

Customer ONE Action

Affected VIN List

VIN-No.	Dealer	Sales order no.
55SWF4JB0FU078402	14316	0570622426
55SWF4JB1FU077131	05179	0570624087
55SWF4JB1FU077968	03102	0570624423
55SWF4JB1FU078229	05257	0570623722
55SWF4JB2FU077171	05235	0570623343
55SWF4JB2FU077221	05257	0570623712
55SWF4JB3FU077213	05102	0570623587
55SWF4JB3FU077566	14147	0570622176
55SWF4JB3FU077972	03106	0570624426
55SWF4JB3FU078071	05188	0570623695
55SWF4JB5FU077861	05737	0570606557
55SWF4JB6FU077173	05733	0570623365
55SWF4JB7FU078378	20100	0570624613
55SWF4KB5FU077129	86432	0570610201
55SWF4KB6FU077141	09133	0570609485
55SWF4KB8FU077187	84116	0570624105

Procedure

1. Replace instrument panel (dashboard); refer to WIS: AR68.10-P-1000LW.

i Note (regarding above WIS instructions):

- Correction to step 12; should read: "Replace **Head Unit**".
- Be sure to install all components removed from "old" instrument panel into "new" instrument panel.

i Note (regarding referenced WIS instructions):

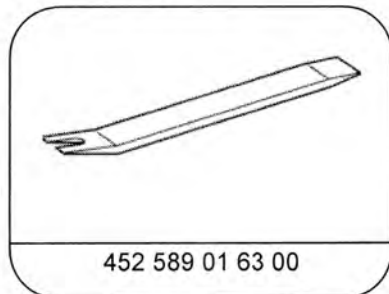
Be sure to replace:

- Self-locking bolt securing steering wheel to steering column and
- Wiring harness lock securing the harness connector to the steering module connector.
(The above parts will be included in parts kit.)

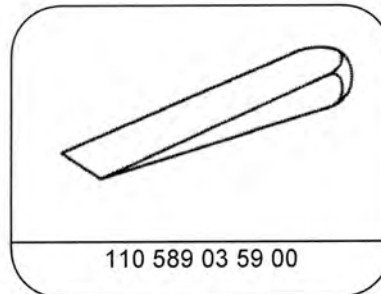
i Note:

- Parts will be automatically shipped at no charge including fasteners (e.g.: self-locking bolt for steering wheel, wiring harness lock for steering module harness, cable ties etc.).
- We are reimbursing for parts handling, please submit \$750.40 via sublet
- **"Old" instrument panel must be scrapped/destroyed.**

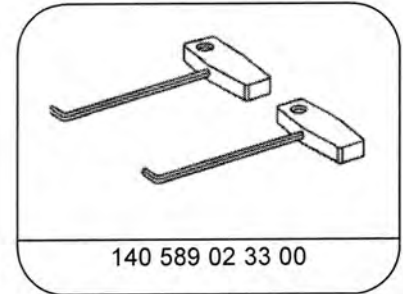
S Special Tools



Clip Remover



Mounting Wedge



Pulling Hook

i Note:

- Please be aware that only the part number(s) referenced in the Campaign Bulletin is/are approved for use to repair the vehicle. Repairs performed using any other part(s) will not have been performed in accordance with the campaign. Accordingly, warranty claims submitted with reference to an improper part number(s) will be denied.
- The following allowable labor operation should be used when submitting a warranty claim for this repair:

Warranty Information

Operation: Disconnect battery ground cable (54-7989)
 Remove/Install instrument panel (68-4608)
 Replace instrument panel (68-4635)

Damage Code	Operation Number	Labor Time (hrs.)
21 630 00 7	54-7989	0.2
	68-4608	2.6
	68-4635	0.4

i Note

- We are reimbursing for parts handling, please submit \$750.40 via sublet.
- Submit parts handling as a SUBLET utilizing sublet code of SUB and \$750.40
- Operation Number labor times are subject to change.