



HYUNDAI | NEW THINKING.
NEW POSSIBILITIES.

Technical Service Bulletin

GROUP CAMPAIGN	NUMBER 14-01-047
DATE NOVEMBER 2014	MODEL(S) VELOSTER (FS)

SUBJECT:	NAVIGATION AND AUDIO OPERATING SYSTEM SOFTWARE UPDATE (SERVICE CAMPAIGN TU8)
----------	--

★ IMPORTANT

*****DEALER STOCK ONLY*****

Dealers must perform this Service Campaign on all affected vehicles prior to customer retail delivery.

When a vehicle arrives at the Service Department, access Hyundai Motor America's "Warranty Vehicle Information" screen via WEBDCS to identify open Campaigns.

Description: This bulletin provides a service procedure to update the navigation and audio system operating software. The update enhances the Bluetooth hands free system such as voice recognition, phonebook download, and phone connection compatibility.

Applicable Vehicles:

- 2015 Veloster (FS) Equipped with Navigation (AVN) system.
- 2015 Veloster (FS) Equipped with Audio Video (AV) only system.





Circulate To: General Manager, Service Manager, Parts Manager, Warranty Manager, Service Advisors, Technicians, Body Shop Manager, Fleet Repair

**SUBJECT: NAVIGATION AND AUDIO OPERATING SYSTEM SOFTWARE UPDATE
(SERVICE CAMPAIGN TU8)**

Parts Information:

The software update USB sticks were mailed to all dealers. Additional software update USB sticks can be ordered through the PDC.

PART NAME	FUGURE / PART NUMBER	REMARK
S/W UPDATE USB MEMORY STICK		For AV(Audio Video) S/W Update
	96560-LGA15	
S/W UPDATE USB MEMORY STICK		For AVN(Navigation) S/W Update
	96560-LGN15	

Warranty Information:

OP CODE	OPERATION	OP TIME
40C076R1	AV/AVN S/W UPDATE FOR BLUETOOTH HANDSFREE FUNCTION	0.3 M/H


NOTE: Submit Claim on Campaign Claim Entry Screen

GENERAL PRECAUTIONS:


- Make sure the vehicle's battery has reasonable charge. If the vehicle has been in storage, run the engine to ensure an adequate battery charge state for reliable results.
- Turn off all lights (do not leave the headlight switch in auto mode) and all accessories (including heater/air conditioner/fan for both front and rear(if equipped), audio, heated seats, rear defroster, etc.) to ensure the battery will not be discharged during the procedure.
- Perform the procedure with the ignition key in the **ON** position (Press the Start-Stop button 2 times without depressing the brake pedal for smart key vehicle).
- Do not remove the USB stick during software update.
- Do not start the engine or turn the ignition switch **OFF** during the procedure.

Service Procedure:

1. Turn the ignition **ON** (Press the Start-Stop button 2 times without depressing the brake pedal for smart key vehicle).



2. Turn the radio **ON** and press the **INFO** button.



**SUBJECT: NAVIGATION AND AUDIO OPERATING SYSTEM SOFTWARE UPDATE
(SERVICE CAMPAIGN TU8)**




3. Select **Software Info** for AV system.



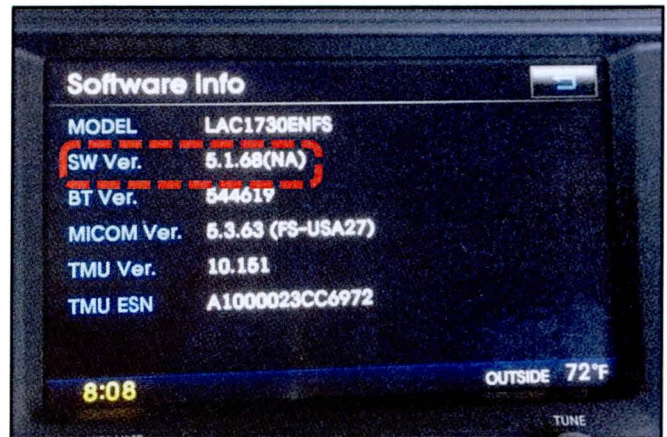
For AVN system, select **Info** and then **Software Info**.






4. Check the S/W version:

Version	Action
5.1.68	No further procedure is required
Not 5.1.68	Conduct software upgrade



5. Locate the USB port, and insert the S/W UPDATE USB MEMORY STICK.

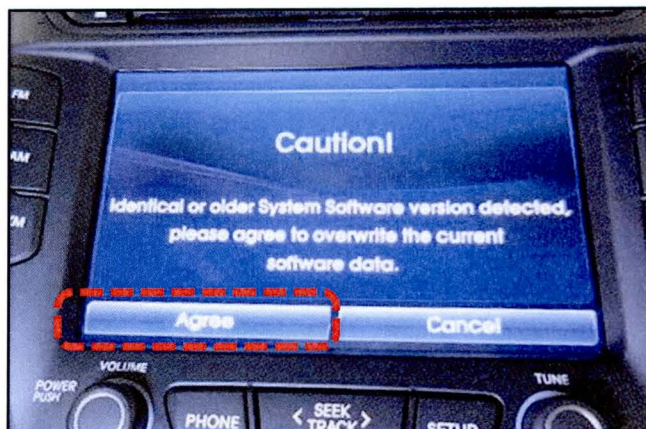


**SUBJECT: NAVIGATION AND AUDIO OPERATING SYSTEM SOFTWARE UPDATE
(SERVICE CAMPAIGN TU8)**

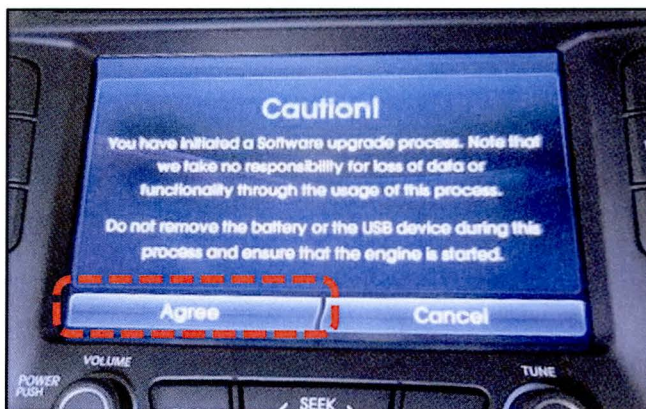
6. *Software Upgrade* screen will appear after the system reads the USB stick. Select **OK**



7. Select **Agree**.



8. Select **Agree** to begin the software update.



NOTICE

- The update will take approximately 25 minutes.
- The system will automatically update various modules.
- When update is complete, it will automatically reboot itself.



**SUBJECT: NAVIGATION AND AUDIO OPERATING SYSTEM SOFTWARE UPDATE
(SERVICE CAMPAIGN TU8)**



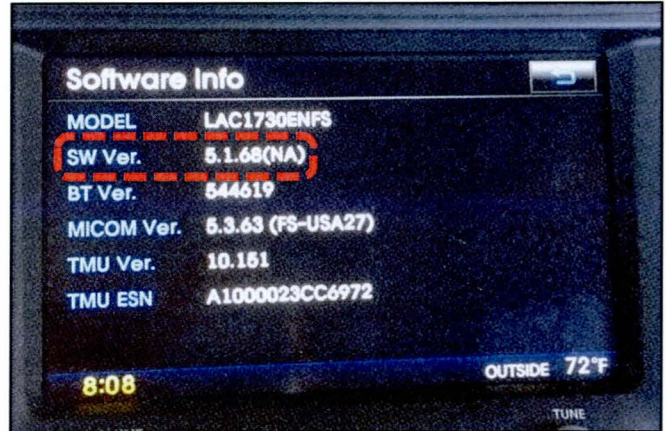
NOTICE

- System will reboot after software update is completed and will transition to Navigation or AM/FM screen.



9. Check the software version again following steps 2 to 4. Confirm the version is as shown below.

S/W Version
5.1.68



10. Confirm all systems are operational, by performing basic test in the AM/FM, Sirius/XM, Navigation (AVN), Bluetooth and Voice Recognition systems.