

NUMBER: 23-026-14

GROUP: Body

DATE: September 24, 2014

This bulletin is supplied as technical information only and is not an authorization for repair. No part of this publication may be reproduced, stored in a retrieval system, or transmitted, in any form or by any means, electronic, mechanical, photocopying, or otherwise, without written permission of Chrysler Group LLC.

SUBJECT:

Wind Noise At The Left And/Or Right Door

OVERVIEW:

This bulletin involves repositioning the outer door mounted window seal flag.

MODELS:

2014	(LC)	Challenger
2015	(LA)	Challenger

NOTE: This bulletin applies to vehicles built on or after January 12, 2014 (MDH 0112XX) and on or before August 28, 2014 (MDH 0828XX).

SYMPTOM/CONDITION:

The customer may describe a wind noise at the left and/or right door.

DIAGNOSIS:

If the customer describes the symptom, perform the Repair Procedure.

REPAIR PROCEDURE:

NOTE: Left side shown, right side similar. Wind noise concern may occur on either side of the vehicle.

1. Raise the door window glass to the full up position.
2. Inspect both doors for a gap between the outer door mounted window seal flag and the door window glass (Fig. 1).




Fig. 1 Window Flag Gap Inspection

1 - Gap

-
3. Is there a gap between the outer door mounted window seal flag and the door window glass?
 - a. YES>>> Continue with the Repair Procedure.
 - b. NO>>> This Bulletin does not apply. Further diagnosis is required.
 4. Fully lower the door window glass.
 5. Apply slight pressure to the outboard side of the seal flag. This will reposition the metal tab inside the seal flag moving the seal flag tighter to the glass surface (Fig. 2).




Fig. 2 Push In On The Window Flag

1 - Seal Flag

-
6. Raise the door window glass to the full up position.
 7. Confirm that the gap has been eliminated between the outer door mounted window seal flag and the door window glass (Fig. 3).




Fig. 3 Window Flag In Proper Position

1 - No Visible Gap

-
8. If no gap is observed, confirm the customer's wind noise complaint has been resolved.

POLICY:

Reimbursable within the provisions of the warranty.

TIME ALLOWANCE:

Labor Operation No:	Description	Skill Category	Amount
23-33-20-9G	Inspect Both Seal Flags For Gap (1 - Semi-Skilled)	6 - Electrical and Body Systems	0.2 Hrs.
23-33-20-9H	Inspect And Adjust One Or Both Door Seal Flags (1 - Semi-Skilled)	6 - Electrical and Body Systems	0.3 Hrs.

FAILURE CODE:

ZZ	Service Action
----	----------------