



Service Bulletin

File in Section: -

Bulletin No.: P11237A

Date: July, 2014

PRELIMINARY INFORMATION

Subject: Diagnostic Tip for Intermittent Crank/No Start After Removal of Cam Shaft Sprockets

Models: 2013-2014 Buick Encore
2014 Cadillac ELR
2011-2014 Chevrolet Cruze, Volt
2012-2014 Chevrolet Sonic
2013-2014 Chevrolet Trax
2012-2014 Opel Ampera
Equipped with 1.4L Engine (RPOs LUU, LUV or LUJ)

This PI has been revised to update pictures from the Recommendation/Instructions section.
Please discard PI1237.

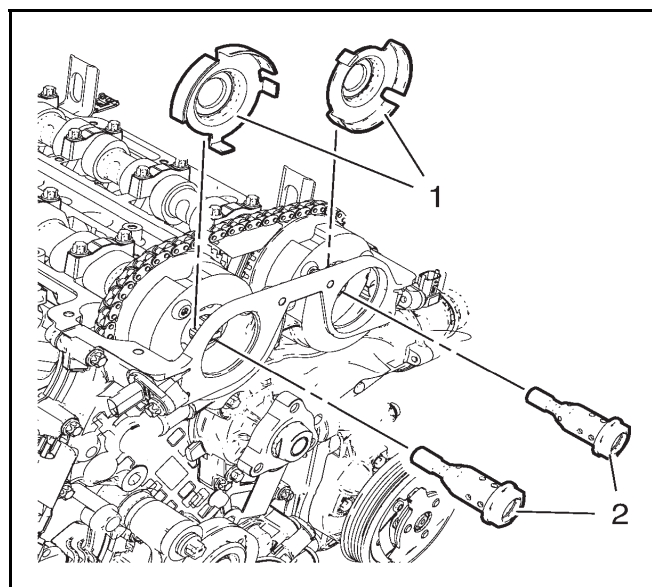
Condition/Concern

Some customers may comment on an intermittent crank/no start. After cycling the key, the vehicle will start. This may be caused after having the camshaft sprockets being removed for any type of engine service performed.

Recommendation/Instructions

The exhaust and intake camshaft position exciter wheel must be installed properly with special tool EN-49977-100, fully seated on the cylinder head, before tightening the camshaft sprocket bolt. Refer to the pictures below for proper alignment installation and tool usage.

Exciter Wheel (1)




Rear Cylinder Head with Tool Showing Proper Exciter Wheel Alignment



3819114

Front Cylinder Head with Tool Showing Exciter Wheel Misalignment




3819116

Exhaust Exciter Wheel Incorrect Alignment



3940920




3940923

Exhaust Exciter Wheel Correct Alignment



3940924



3940925