



Service Bulletin

File in Section: -

Bulletin No.: PI0909B

Date: August, 2013

PRELIMINARY INFORMATION

Subject: Diagnostic Tips for Low Oil Pressure Light On at Idle


Models: 2013-2014 Buick Encore
2009-2011 Chevrolet Aveo
2011-2014 Chevrolet Cruze
2012-2014 Chevrolet Sonic
2013-2014 Chevrolet Trax (Canada Only)
2009-2010 Pontiac G3, Wave
2008-2009 Saturn Astra
Equipped with Engine RPOs LUJ, LUV, LUW, LWE, LXV, 2H0

This PI has been revised to add models and engine RPOs. Please discard PI0909A.

Condition/Concern


Some customers may comment on the low oil pressure light coming on or flashes on and off at idle.

This may be caused by oil pressure being bled off due to debris in the oil drain check valve and/or a smashed oil filter.



3283232

During an oil change, it is possible for the tabs on the oil filter, as shown in the illustration above, to break off and fall into the oil filter housing.




3283221

This piece may become lodged under the oil filter housing drain check valve, causing it to remain open when the new filter is installed as shown in the illustration above. This will allow oil to drain back into the oil pan and reduce the pressure allowed to the engine.



3512218



3512219

Shown in the illustrations above is an oil filter that was installed improperly, which caused the oil filter to be smashed and cannot close the oil filter drain check valve.

Recommendation/Instructions

Use a manual pressure gauge to check oil pressure. If the pressure is low, remove the oil filter and confirm proper operation of the oil filter drain check valve.

If the valve does not seal or it is held open, repair as necessary and recheck oil pressure.