



Service Bulletin

File in Section: -

Bulletin No.: 16-NA-130

Date: May, 2016

INFORMATION

Subject: No Reverse, No Second After Upper Valve Body Replacement


Attention: This Bulletin also applies to any of the models that may be Export from North America vehicles.

Brand:	Model:	Model Year:		VIN:		Engine:	Transmission:
		from	to	from	to		
Cadillac	XLR, XLR-V	2006	2009				Equipped with 6L45, 6L50, 6L80, 6L90 Automatic Transmission (RPOs MYA, MYB, MYC, MYD)
Cadillac	STS, STS-V	2006	2011				
Cadillac	SRX	2007	2012				
Cadillac	Escalade Models	2007	2015				
Cadillac	CTS	2008	2015				
Cadillac	ATS	2013	2015				
Chevrolet	Corvette	2006	2015				
Chevrolet	Avalanche	2007	2013				
Chevrolet	Silverado, Suburban, Tahoe	2007	2016				
Chevrolet	Colorado	2015	2016				
Chevrolet	Camaro	2010	2015				
Chevrolet	Express	2010	2016				
Chevrolet	Caprice	2011	2016				
Chevrolet	Chevrolet SS	2014	2016				
GMC	Sierra, Yukon Models	2007	2016				
GMC	Canyon	2015	2016				
GMC	Savana	2010	2016				
HUMMER	H2	2008	2011				
Pontiac	G8	2008	2009				

Condition	After installation of a replacement upper valve body, the transmission may have no Reverse and no 2nd gear. In some cases the Input Speed Sensor (ISS) signal and the Output Speed Sensor (OSS) signal may also be missing. Please note this bulletin only addresses these conditions after the installation of a replacement upper valve body.
Cause	This condition may be caused by the installation of the incorrect upper valve body.


Correction

Upper valve bodies are unique by transmission RPO. Each upper valve body has four posts labeled A, B, C and D on the top side of the upper valve body. Inspect the upper valve body as shown below to determine the correct RPO usage.




4498528

Location of the four post shown above.



4498516

The post corresponding to the correct RPO will be milled off. In this case the "C" post is milled indicating that this is an MYC upper valve body. A milled "A" post indicates MYA, a milled "B" indicates MYB, a milled "C" indicates MYC and a milled "D" indicates MYD.



4498521

The oil passage holes that feed the center support and Low and Reverse Clutch and 2-6 Clutch contained within the center support vary location by transmission and corresponding upper valve body. The ISS and OSS mounting locations also vary by transmission. The incorrect valve body does not properly locate the oil feed holes and speed sensors.

Version	1
Modified	

