

Service Campaign Bulletin

Campaign No. 2013120004, January 2014

TO: ALL MERCEDES-BENZ CENTERS

SUBJECT: **Model 204 (C-Class), Model Year 2013**
Correct Left Tail Lamp Connector Locks

This Service Campaign has been initiated because Daimler AG (DAG), the manufacturer of Mercedes-Benz vehicles, has determined that the lock connectors of the left tail lamp may not be engaged correctly. An authorized Mercedes-Benz dealer will check and engage the locks correctly at the next workshop visit.

Prior to performing this Service Campaign:

- Please check VMI to determine if the vehicle is involved in the Campaign and if it has been previously repaired.
- Please review the entire Service Campaign bulletin and follow the repair procedure exactly as described.

Approximately 362 vehicles are affected.

Order No. P-SC- 2013120004

This bulletin has been created and maintained in accordance with MBUSA-SLP S423QH001, Document and Data Control, and MBUSA-SLP S424HH001, Control of Quality Records.

Service Campaign Bulletin

Service Campaign Bulletin

Service Campaign Bulletin

Service Campaign Bulletin

Service Campaign Bulletin

Procedure



Figure 1






Figure 2

1.  Open service flap (arrow, Figure 1).
2. Correct locks at tail lamp connectors (arrow, Figure 2).

Note:

 Ensure that tail lamp connectors (arrows, Figure 2) are correctly engaged into tail lamp housing.

3.  Reassemble in reverse order.

 **Note:**

The following allowable labor operation should be used when submitting a warranty claim for this repair:

Warranty Information

Operation: Correct locks at left tail lamp connector (02-8345).

Damage Code	Operation Number	Labor Time (hrs.)
82 920 46 8	02-8345	0.1

 **Note**

Operation Number labor times are subject to change.