

# Product Safety Recall

## N222372380 Third Row Seatbelt Buckle Retention



Release Date: August 2022

Revision: 00

**Attention:** It is a violation of Federal law for a dealer to deliver a new motor vehicle or any new or used item of motor vehicle equipment (including a tire) covered by this notification under a sale or lease until the defect or noncompliance is remedied.

This bulletin contains an inspection procedure for both dealer inventory and customer vehicles. It is estimated that a very small percentage of the involved vehicles will fail the inspection and require part replacement. **Vehicles (both dealer inventory and customer owned) that pass this inspection procedure should be closed using the “Inspect Only – Vehicle Passed Inspection (No Further Action Required)” labor code 9106434.**

**Vehicles in dealer inventory:** Vehicles in dealer inventory that do not pass the inspection procedure contained in this bulletin **cannot be sold or delivered to the customer.** When the required parts become available, a revision will be made to this bulletin, at which time those vehicles can be repaired, closed, and delivered. Floor plan/WCAP reimbursement will also be added for vehicles which did not pass the inspection procedure. All involved vehicles that are in dealer inventory must be held and not delivered to customers, dealer traded, or used for demonstration purposes unless the vehicle has passed the inspection procedure contained in this bulletin.

**Customer-owned vehicles:** If a customer-owned vehicle passes the inspection procedure contained in this bulletin, the customer should be advised that their vehicle has passed and there is no need to return their vehicle to the dealership for service under this recall. If the vehicle does not pass the inspection procedure, **advise the customer to not allow passengers to use the seating position that failed the inspection until the seatbelt buckle assembly for that seat has been replaced.** Further advise the customer that GM is working to obtain the parts necessary to complete the recall repairs and will send the customer a letter when parts are available.

Make	Model	Model Year		RPO	Description
		From	To		
Cadillac	Escalade / Escalade ESV	2021	2022		
Chevrolet	Suburban				
Chevrolet	Tahoe				
GMC	Yukon / Yukon XL				

Involved vehicles are marked “incomplete remedy not available” on the Investigate Vehicle History screen in GM Global Warranty Management system. This site should always be checked to confirm vehicle involvement prior to beginning any required inspections and/or repairs.

<b>Condition</b>	General Motors has decided that a defect which relates to motor vehicle safety may exist in certain 2021 – 2022 model year Cadillac Escalade and Escalade ESV vehicles, 2021 – 2022 model year Chevrolet Suburban and Tahoe vehicles, and 2021 – 2022 model year GMC Yukon and Yukon XL vehicles. In certain of these vehicles, the rivet that retains the buckle to the mounting bracket in the left or right side third-row seatbelt buckle assembly may not have been properly formed during the manufacturing process. If the third-row seatbelt assembly is not properly riveted, it may not properly restrain occupants in a crash, increasing the risk of injury.
<b>Correction</b>	Dealers will inspect the rivet head formation on both the left and right side third row seatbelt buckle assemblies and replace seatbelt buckle assemblies as necessary.

### Parts

It is estimated that a very small percentage of the involved vehicles will fail the inspection and require part replacement. For those vehicles that do not pass the inspection, the bulletin will be updated when the remedy and required parts become available, at which time those vehicles can be repaired. No parts are required for this inspection procedure.

### Warranty Information

Labor Operation	Description	Labor Time	Trans. Type	Net Item
9106434	Inspect Only – Vehicle <b>Passed</b> Inspection (No Further Action Required)	0.2	ZFAT	N/A
9106435	Inspect Only – Vehicle <b>Did Not Pass</b> Inspection and Will Require Repair – claim submission will not close field action	0.2		

# Product Safety Recall


## N222372380 Third Row Seatbelt Buckle Retention



**Important: Please select the appropriate labor code when submitting the claim. 9106434 should only be used if the vehicle PASSED the inspection.**

**Note: When parts become available and the revised bulletin is released, Floor Plan/WCAP Reimbursement will be included for vehicles which did not pass the inspection procedure.**


### Service Procedure



6140353

Note: The quantity of retainers varies based on wheelbase.

1. Remove the Rear Compartment Floor Stowage Compartment Divider Retainers (1).
2. Remove the Rear Compartment Floor Stowage Compartment (2).



6140355

Note: The passenger side 3<sup>rd</sup> row seat belt buckle is located between the seat frame rails.

# Product Safety Recall

## N222372380 Third Row Seatbelt Buckle Retention



3. Locate both driver and passenger side 3<sup>rd</sup> row seat belt buckles (1).




6140360

**Important: If the vehicle does not pass inspection, the customer must be advised to not allow passengers to use the seating position that failed the inspection until the seatbelt buckle assembly for that seat has been replaced. Owners will be mailed a letter informing them to return to the dealership for repair when parts are available.**

Note: Inspect both sides of the buckles as the rivet head could be on either side of the buckle.

4. Inspect both driver and passenger side 3<sup>rd</sup> row seat belt buckles for the rivet head. A properly formed rivet head is shown as (2) in the above image. An unformed rivet head is shown as (1) in the above image. DO NOT mistake the pin head (3) for the rivet head (2), all buckles will have a pin head.

- If the rivet head is in place, no further action is required. Proceed to step 5.
- If the rivet head is not in place (1) and the vehicle is customer owned, return the vehicle to the customer, and advise the customer to not use the 3<sup>rd</sup> row seating position(s) on the side(s) that failed inspection. Proceed to step 5.
- If the rivet head is not in place (1) and the vehicle is in dealer inventory, hold the vehicle until remedy parts become available. Proceed to step 5.



6140353

5. Install the Rear Compartment Floor Stowage Compartment (2).

# Product Safety Recall

## N222372380 Third Row Seatbelt Buckle Retention



6. Install and tighten the Rear Compartment Floor Stowage Compartment Divider Retainers (1) to 2.5 Nm (22 lb in).

### Dealer Responsibility – For USA & Export (USA States, Territories, and Possessions)

It is a violation of Federal law for a dealer to deliver a new motor vehicle or any new or used item of motor vehicle equipment (including a tire) covered by this notification under a sale or lease until the defect or noncompliance is remedied.

The US National Traffic and Motor Vehicle Safety Act provides that each vehicle that is subject to a recall of this type must be adequately repaired within a reasonable time after the customer has tendered it for repair. A failure to repair within sixty days after tender of a vehicle is prima facie evidence of failure to repair within a reasonable time. If the condition is not adequately repaired within a reasonable time, the customer may be entitled to an identical or reasonably equivalent vehicle at no charge or to a refund of the purchase price less a reasonable allowance for depreciation. To avoid having to provide these burdensome remedies, every effort must be made to promptly schedule an appointment with each customer and to repair their vehicle as soon as possible. In the recall notification letters, customers are told how to contact the US National Highway Traffic Safety Administration if the recall is not completed within a reasonable time.

### Dealer Responsibility – All

All new, used, GM Certified Used, courtesy transportation vehicles, dealer shuttle vehicles, etc. in dealers' possession and subject to this recall must be held and inspected/repaired per the service procedure of this bulletin before customers take possession of these vehicles. Involved vehicles must be held and not delivered to customers, dealer-traded, released to auction, used for demonstration, or any other purpose.

All GM Certified Used vehicles currently in the dealers' inventory within the Certified Pre-Owned Inventory System (CPOIS) will be de-certified and must be held and remedied per the service procedure in this bulletin. Upon submitting an accepted/paid warranty transaction in the Global Warranty Management (GWM) system, the vehicle can be re-certified for sale within the CPOIS system, or once again be used in the CTP program.

Dealers are to service all vehicles subject to this recall at no charge to customers, regardless of mileage, age of vehicle, or ownership, from this time forward.

Customers who have recently purchased vehicles sold from your vehicle inventory, and for which there is no customer information indicated on the dealer listing, are to be contacted by the dealer. Arrangements are to be made to make the required correction according to the instructions contained in this bulletin. Recall follow-up cards should not be used for this purpose, since the customer may not as yet have received the notification letter.

In summary, whenever a vehicle subject to this field action enters your vehicle inventory you must take the steps necessary to ensure the program correction has been made before selling the vehicle. In addition, for vehicles entering your facility for service, you are required to ensure the customer is aware of the open field action and make every reasonable effort to implement the program correction as set forth in this bulletin prior to releasing the vehicle.

### Dealer Reports – For USA & Export

For dealers with involved vehicles, a listing has been prepared and will be available through GM GlobalConnect Maxis Field Action Reports or sent directly to export dealers. The Inventory tab of the dealer reports will contain VINs that apply to this recall. This information is intended to assist dealers with the **PROMPT COMPLETION** of these vehicles. The Customer In-Service tab will contain customer names and addresses from Motor Vehicle Registration Records. The use of such motor vehicle registration data for any purpose other than follow-up necessary to complete this recall may be a violation of law in several states.

### Courtesy Transportation – For USA & Canada

Courtesy transportation is available for customers whose vehicles are involved in a product program and still within the warranty coverage period. See General Motors Service Policies and Procedures Manual for courtesy transportation program details.

### Customer Notification

USA & Canada - General Motors will notify customers of this recall on their vehicle.

Export - Letters will be sent to known owners of record located within areas covered by the US National Traffic and Motor Vehicle Safety Act.

GM bulletins are intended for use by professional technicians, NOT a "do-it-yourselfer". They are written to inform these technicians of conditions that may occur on some vehicles, or to provide information that could assist in the proper service of a vehicle. Properly trained technicians have the tools, equipment, safety instructions, and know-how to do a job properly and safely. If a condition is described, **DO NOT** assume that the bulletin applies to your vehicle, or that your vehicle will have that condition. See your dealer for information on whether your vehicle may benefit from the information.



**We Support  
Voluntary Technician  
Certification**