

2022OT45NCVT5-E2C--U2520J



**2022 OUTLANDER SEL 2.5 S-AWC  
4-DOOR SUV  
ALLOY SILVER METALLIC / BLACK**

2.5L DOHC 4-CYLINDER DIRECT-INJECTION  
CONTINUOUSLY VARIABLE TRANSMISSION  
50-STATE EMISSIONS STANDARD

**Mechanical Features**

- 2.5L DOHC 4-cylinder Direct-Injection
- 8-Speed Continuously Variable Transmission (CVT)
- Super All-Wheel Control (S-AWC)
- Shift by wire
- Paddle shifters

**Exterior Features**

- LED low and high beam headlights
- LED fog lights
- LED daytime running lights
- Headlight washers
- Automatic headlights
- Body-colored front and rear bumpers
- Silver front and rear bumper lower trim
- Body-colored side sill trim
- Body-colored side mirrors w/ LED turn indicators
- Power folding side mirrors
- Heated side mirrors
- Front wiper de-icer
- Front variable intermittent wipers w/integrated washers
- Front rain-sensing wipers
- Hands-free power liftgate with adjustable height
- Rear window defroster with timer
- Capless fuel filler
- Body-colored rear spoiler with LED high-mount stop light
- Silver roof rails
- SEL badge
- S-AWC decal
- 20-inch two-tone alloy wheels
- P255/45 R20 all-season tires
- Tire repair kit

**Interior Features**

- Leather-wrapped steering wheel
  - Leather-wrapped shift knob
  - Machined aluminum shift panel
  - Front door accent with LED interior illumination
  - Synthetic leather door insert with quilting
  - 8-way power adjustable driver seat with memory for seat and outside mirror linked with key fob
  - 4-way power adjustable passenger seat
  - Heated front seats
  - Heated rear seats
  - Leather appointed seating surfaces
  - 40:20:40 split type 2nd row seat with folding function
  - 7 Passenger seating
- Convenience Features**
- 9.0" Navigation system with Smartphone-link Display Audio (SDA)
  - Wireless Apple CarPlay®
  - Google Android™ Auto
  - XM All Access and XM Traffic & Travel Link with 90-day subscription
  - 12.3" full digital driver display
  - HD Radio®

**Convenience Features (cont'd)**

- 6 speakers
  - Smartphone wireless charger
  - Bluetooth® wireless technology
  - Steering wheel audio and phone controls
  - Steering wheel voice recognition control
  - Front 1x USB-C and 1x USB-A
  - Multi-view camera system
  - Drive mode selector (Tarmac, Gravel, Snow, Normal, Eco, Mud)
  - 3-zone automatic climate control
  - FAST-Key entry system w/ push button start
  - Power windows with all door auto up/down
  - Auto-dimming rearview mirror
  - Rear seat center armrest with cupholders
- Safety & Security**
- Anti-lock Braking System (ABS) with Electronic Brakeforce Distribution (EBD) and brake assist
  - Electronic parking brake with auto hold
  - Active Stability Control (ASC)
  - Hill Start Assist (HSA)
  - Trailer Stability Assist (TSA)
  - Tire Pressure Monitoring System (TPMS) with tire fill notification
  - Automatic High Beam (AHB)
  - Forward Collision Mitigation (FCM) with pedestrian detection
  - Driver Attention Alert (DAA)
  - MI-PILOT Assist w/ Navi-link
  - Adaptive Cruise Control (ACC) with Stop & Go
  - Lane Keep Assist (LKA)
  - Lane Departure Prevention (LDP)
  - Traffic Sign Recognition (TSR)
  - Blind Spot Warning (BSW) w/ Lane Change Assist (LCA)
  - Rear Cross Traffic Alert (RCTA)
  - Rear Automatic Emergency Braking (Rear AEB)
  - Lane Departure Warning (LDW)
  - Front parking sensors
  - Rear parking sensors
  - Advanced dual-stage front airbags
  - Driver and passenger SRS knee airbags
  - Side curtain SRS airbags
  - Rear outer-board seat-mounted SRS side airbags
  - Front seat-mounted SRS Center airbag
  - Adjustable front seat shoulder belt anchors
  - Three-point seatbelts with pretensioner for driver, passenger, outer sides of 2nd row seat
  - LATCH (Lower Anchors and Tethers for Children) for 2nd row
  - Seatbelt reminder for all seating positions
  - Child safety rear door locks
  - Anti-theft alarm system
  - Anti-theft engine immobilizer
  - Rear seat alert

**Additional Equipment**

- |   |                   |
|---|-------------------|
| <b>Full Tank of Gas</b>   | <b>INCLUDED</b>   |
| <b>Mitsubishi Connect Subscriptions</b>   | <b>INCLUDED</b>   |
| ■ 24-month trial from the date of vehicle delivery (mobile app enrollment required) |                   |
| ■ Safeguard Services  |                   |
| ■ Remote Services   |                   |
| <b>SEL Touring Package</b>  | <b>\$2,700.00</b> |
| ■ Heated Steering Wheel   |                   |
| ■ Synthetic Leather Door Insert with Quilting (Black & Saddle Tan)                  |                   |
| ■ Semi-Aniline Leather Appointed Seating Surfaces                                   |                   |
| ■ 10.8" Head-Up Display (HUD)   |                   |
| ■ Bose Premium Sound System with 10 Speakers  |                   |
| ■ Power Panoramic Sunroof   |                   |
| ■ Rear Door Pull-Up Sunshades   |                   |
| <b>Grille &amp; Ground Illumination</b>   | <b>\$775.00</b>   |
| ■ Dynamic Shield Illumination   |                   |
| ■ Welcome LED Illumination  |                   |
| <b>Accy Tonneau Cover</b>   | <b>\$195.00</b>   |
| <b>Hood Badge, Chrome</b>   | <b>\$110.00</b>   |
| ■ Hood badge  |                   |
| <b>Welcome Package</b>  | <b>\$160.00</b>   |
| ■ Carpeted floor mats and portfolio   |                   |
| ■ Touch Up Paint Pen  |                   |
| ■ Center Console Tray Mat   |                   |

**Total Additional Equipment:** **MSRP\*: \$33,745.00**  
**Subtotal:** **\$3,940.00**  
**Destination/Handling:** **\$37,685.00**  
**Total MSRP\*:** **\$1,195.00**  
**\$38,880.00**

\*MSRP (Manufacturer's Suggested Retail Price)

**EPA DOT Fuel Economy and Environment**



Gasoline Vehicle

**Fuel Economy**

**26** MPG  
combined city/hwy

**24** city  
**30** highway

**3.8** gallons per 100 miles

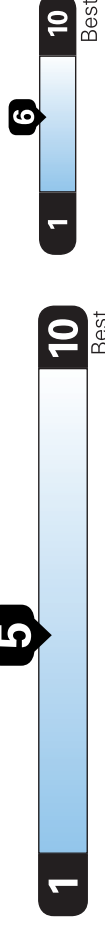
Small SUVs range from 16 to 125 MPG.  
The best vehicle rates 142 MPGe.

**You spend \$250 more in fuel costs over 5 years** compared to the average new vehicle.

**Annual fuel cost**

**\$1,350**

**Fuel Economy & Greenhouse Gas Rating** (tailpipe only)



This vehicle emits 342 grams CO<sub>2</sub> per mile. The best emits 0 grams per mile (tailpipe only). Producing and distributing fuel also create emissions; learn more at fueleconomy.gov.

Actual results will vary for many reasons, including driving conditions and how you drive and maintain your vehicle. The average new vehicle gets 27 MPG and costs \$6500 to fuel over 5 years. Cost estimates are based on 15000 miles per year at \$2.35 per gallon. MPGe is miles per gasoline gallon equivalent. Vehicle emissions are a significant cause of climate change and smog.

**fueleconomy.gov**

Calculate personalized estimates and compare vehicles



**10-year**

**100,000-mile LIMITED POWERTRAIN WARRANTY**

**10** YEAR / **100,000** MILE POWERTRAIN ANTI-CORROSION/PERFORATION  
**5** YEAR / **60,000** MILE BUMPER-TO-BUMPER ROADSIDE ASSISTANCE

\*See participating Retailer for Limited Warranty and Roadside Assistance terms and conditions.

**GOVERNMENT 5-STAR SAFETY RATINGS**

This vehicle has not been rated by the government for overall vehicle score, frontal crash, side crash, or rollover risk.


Source: National Highway Traffic Safety Administration (NHTSA).  
www.safercar.gov or 1-888-327-4236

**Parts Content Information**


For vehicles in this carline:  
 U.S./Canadian Major Sources of Parts Content: **JAPAN 89%**

For this vehicle:  
 Final Assembly Point: **OKAZAKI, JAPAN**  
 Country of Origin: **JAPAN**  
 Engine: **JAPAN**  
 Transmission: **JAPAN**

Note: Parts content does not include final assembly, distribution, or other non-parts costs.



**MITSUBISHI MOTORS**



VIN : **JA4J4VA86NZ012872**  
 Method of Transport: **TRUCK**  
 Plant/Port of Entry: **BALTIMORE, MD**  
 Route Code : **TMP**

**Cumulative Accessory Weight is 12.1 lbs**

Gasoline, license and title fees, applicable federal, state and local taxes and dealer and distributor installed options and accessories are not included in the manufacturer's suggested retail price. This label has been applied to this vehicle pursuant to federal law and cannot be moved or altered prior to delivery to the ultimate purchaser.

Visit us at [www.mitsubishicars.com](http://www.mitsubishicars.com)

**Cumulative Accessory Weight is 12.1 lbs**